

# The M8 (Baillieston To Newhouse) Special Road (Side Roads) Order 200[ ]






THESE PLANS DO NOT SHOW WIDTH OR CONSTRUCTIONAL DETAILS

## SCALE

Key Plan - 1:10,000

plans : SR1 To SR12 - 1:2500

## LEGEND

Associated Road Proposals	
New Side Road	
Roads to be Improved	
Roads to be Stopped Up	
New Means of Access	
Private Means of Access to be Stopped Up	