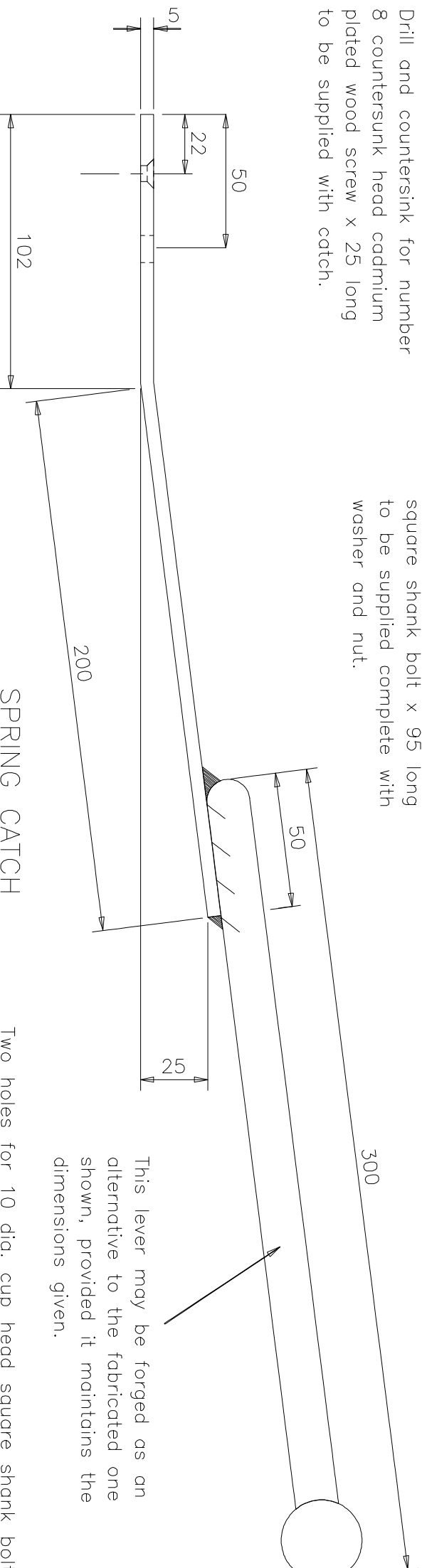


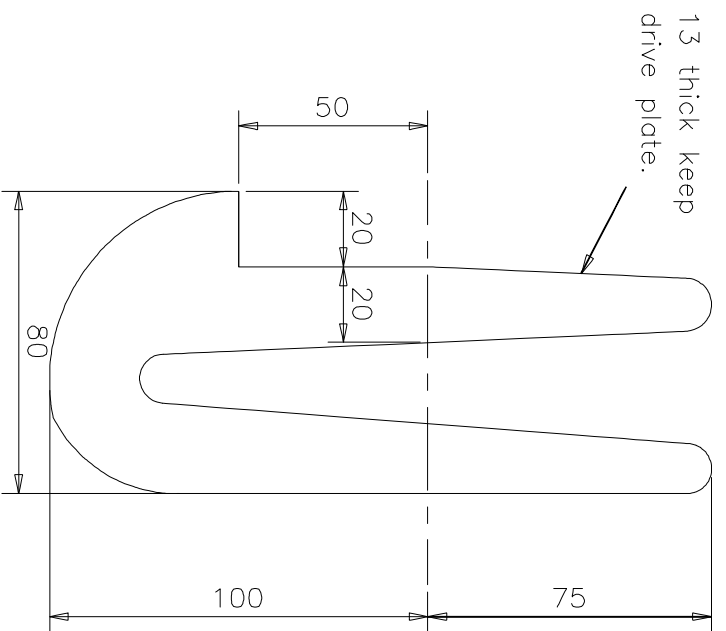
Drill and countersink for number 8 countersunk head cadmium plated wood screw x 25 long to be supplied with catch.

One hole for 10 dia. cup head square shank bolt x 95 long to be supplied complete with washer and nut.

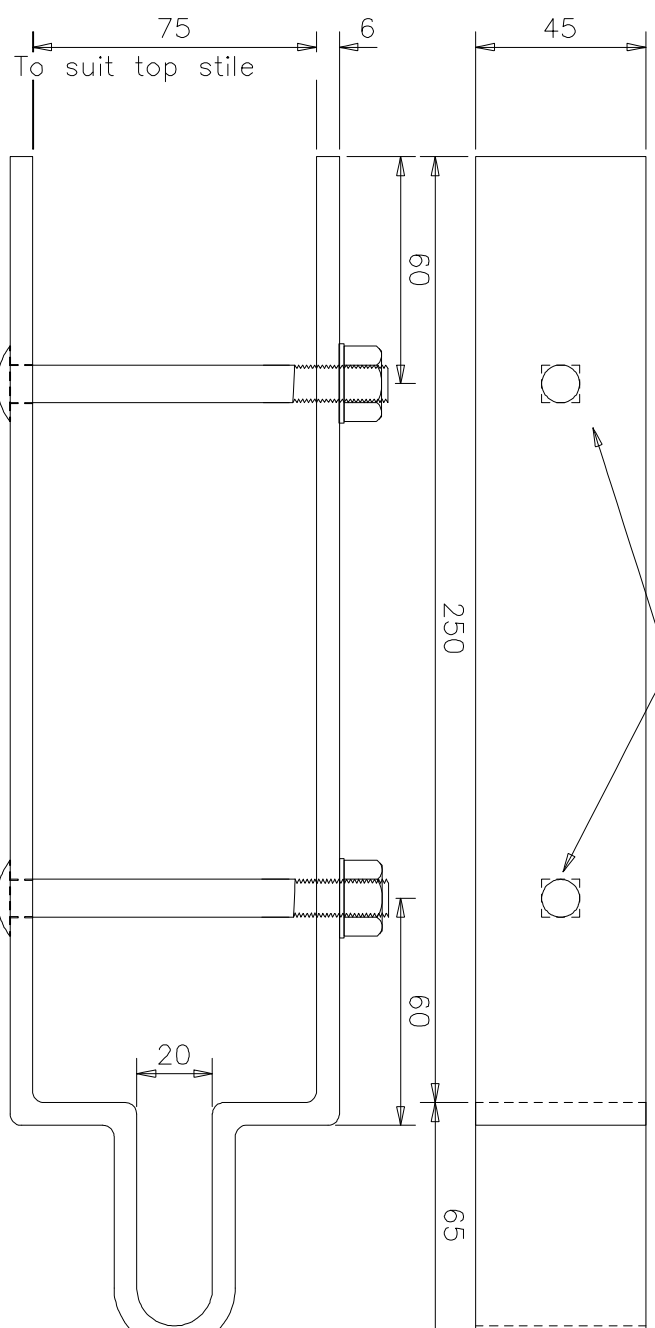


This lever may be forged as an alternative to the fabricated one shown, provided it maintains the dimensions given.

Two holes for 10 dia. cup head square shank bolts x 100 long to be supplied each with one nut as shown.



DRIVE CATCH



HEAD STRAP

- NOTES
1. ALL DIMENSIONS ARE IN MILLIMETRES UNLESS OTHERWISE STATED.
 2. Gate fittings shall comply with BS 3470 or BS 5709
 3. Fittings shall be malleable iron or steel with the exception of the spring catch which shall be temperrec steel, preset as shown.
 4. All ferrous metal shall be galvanized.

REV	REVISIONS	BY	CHKD	APPD	DATE

This map is based upon Ordnance Survey material with the permission of Ordnance Survey on behalf of the Controller of Her Majesty's Stationery Office (Crown Copyright). No part of this map may be reproduced, stored in a retrieval system or transmitted in any form or by any means, electronic, mechanical, photocopying, recording or otherwise, without the prior written permission of Ordnance Survey. Ordnance Survey Licence number: 100049668 2011.

DESIGN BY:	DM	CHECKED BY:	MAB
DATE:	JAN 10	DATE:	JAN 10
DRAWN BY:	DM	APPROVED BY:	WW
DATE:	JAN 10	DATE:	JAN 10