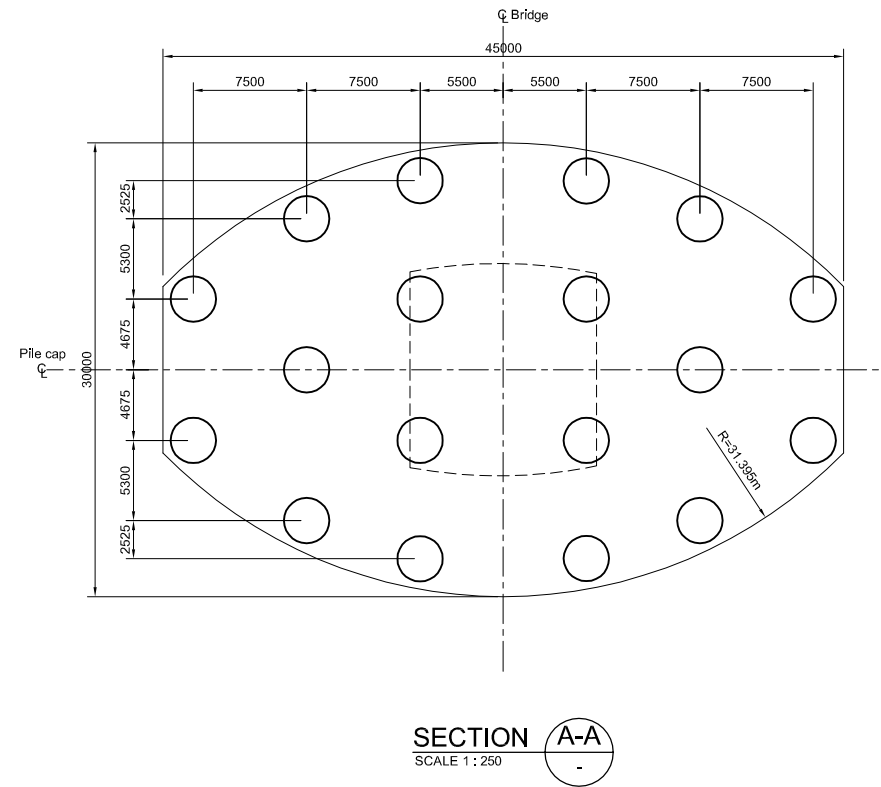


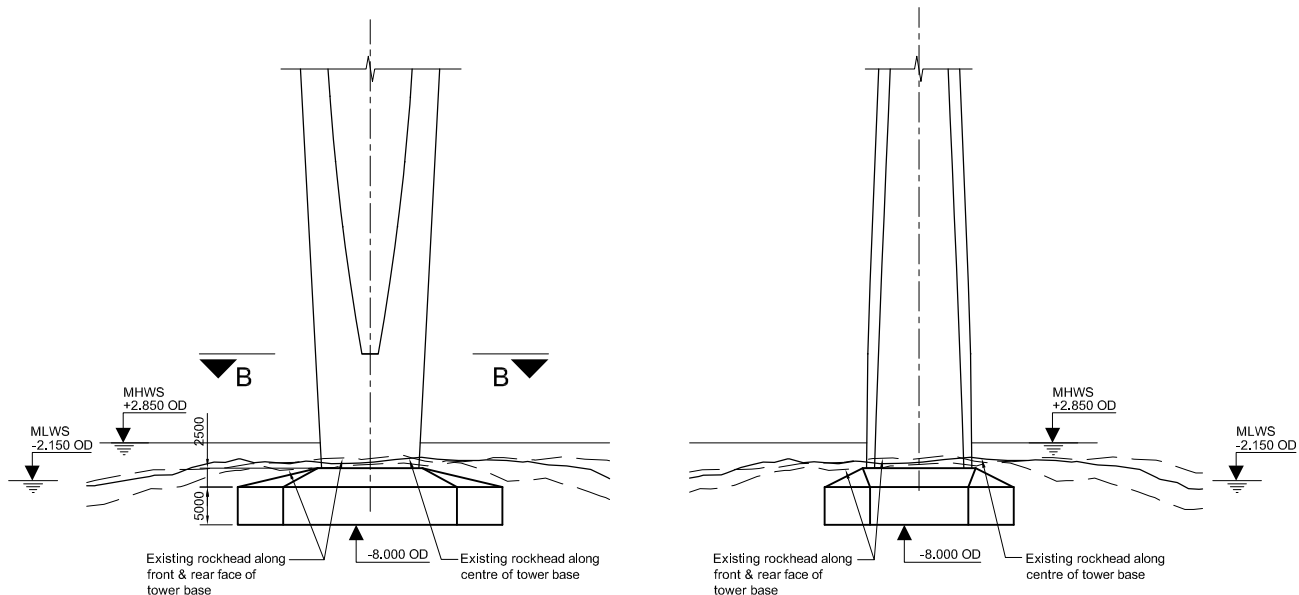
**FLANKING TOWERS**  
**(FRONT VIEW)**  
 SCALE 1 : 500

(South Tower shown, and North Tower similar but bed level and rock level shallower)

**FLANKING TOWERS**  
**(SIDE VIEW)**  
 SCALE 1 : 500

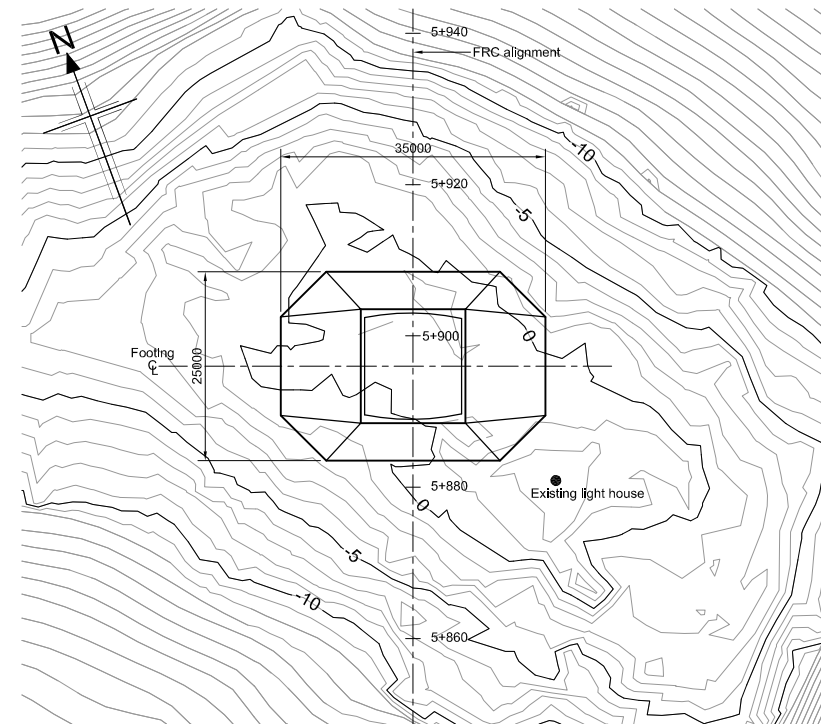


**SECTION A-A**  
 SCALE 1 : 250



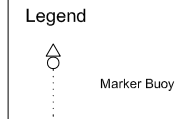
**CENTRAL TOWER (CT)**  
**(FRONT VIEW)**  
 SCALE 1 : 500

**CENTRAL TOWER (CT)**  
**(SIDE VIEW)**  
 SCALE 1 : 500



**SECTION B-B**  
 SCALE 1 : 500

- Notes**
- 2 Nos. additional piles are required for composite deck option.
  - Geological stratum levels shown are tentative only.



| Rev | Rev. Date | Purpose of revision | Drawn | Checked | Reviewed | Approved |
|-----|-----------|---------------------|-------|---------|----------|----------|
| 0   |           |                     |       |         |          |          |



**JACOBS ARUP**

**FORTH REPLACEMENT CROSSING**

**CABLE STAYED BRIDGE FOUNDATIONS NEEDLE TOWER**

Drawing status

|            |           |              |
|------------|-----------|--------------|
| Scale      | AS SHOWN  | DO NOT SCALE |
| Client no. | RD 001675 |              |

|                |                        |     |          |
|----------------|------------------------|-----|----------|
| Drawing number | <b>FRC/C/076/S/401</b> | Rev | <b>0</b> |
|----------------|------------------------|-----|----------|

This drawing is not to be used in whole or part other than for the intended purpose and project as defined on this drawing. Refer to the contract for full terms and conditions.