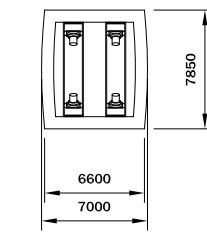
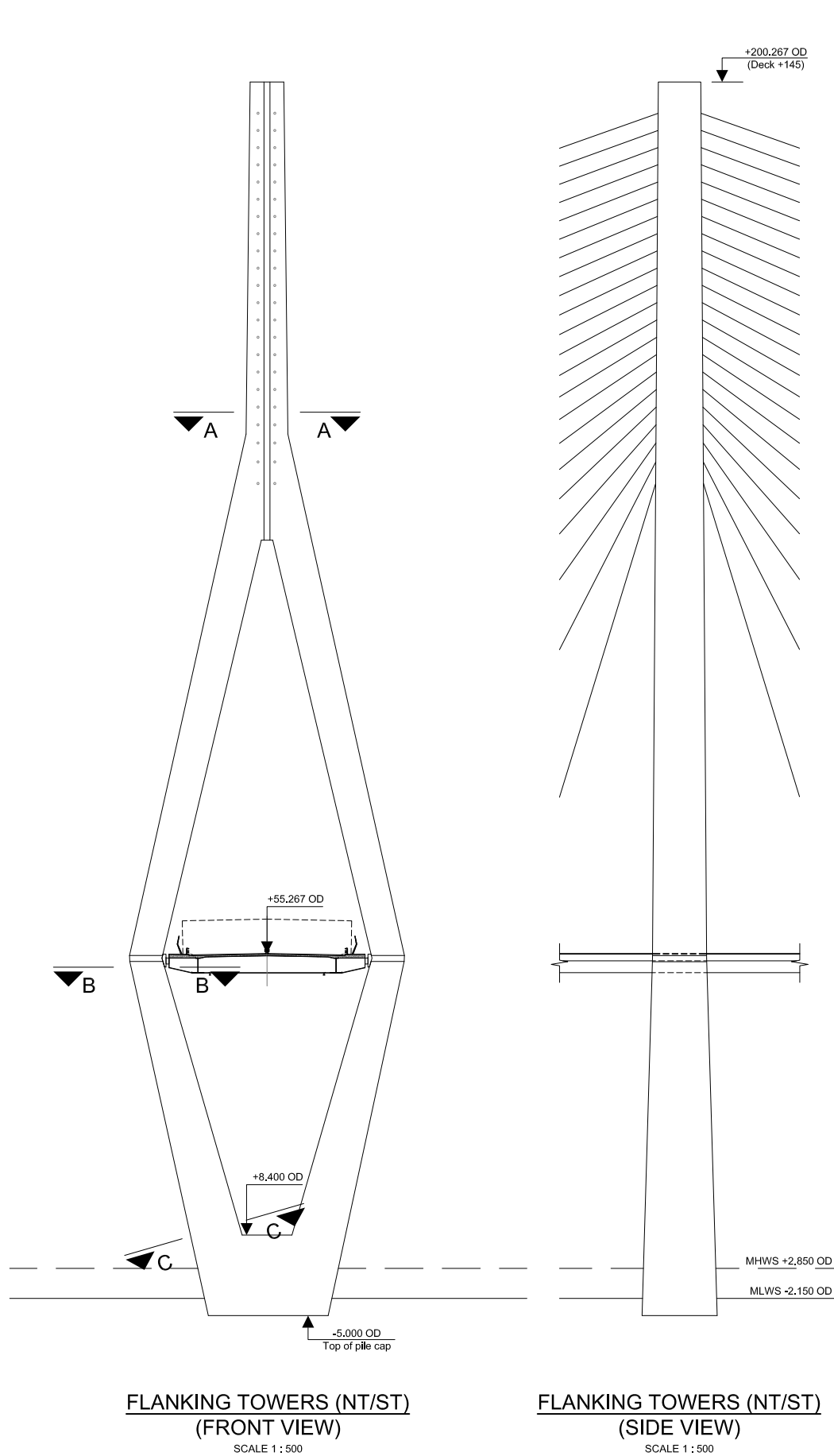
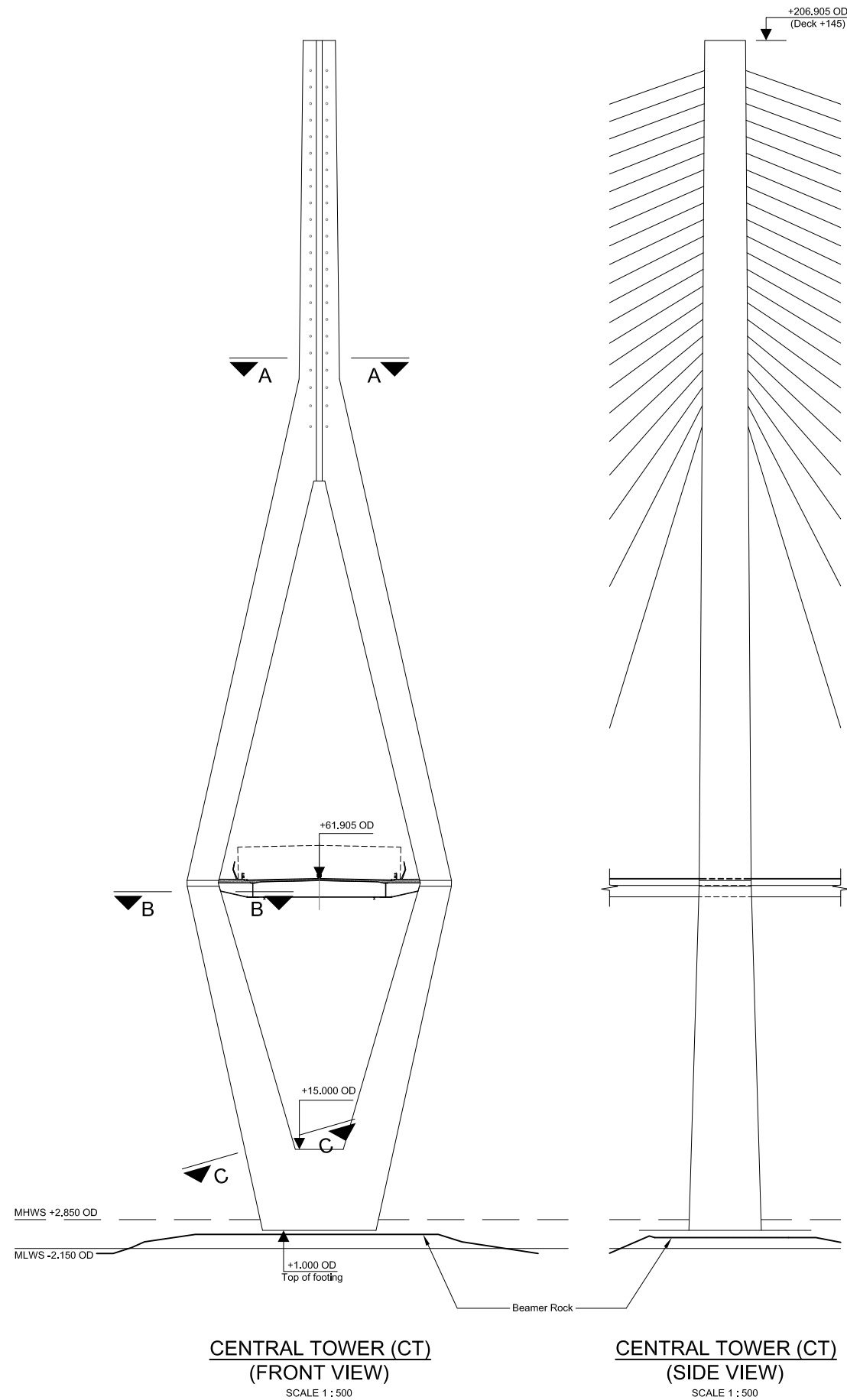
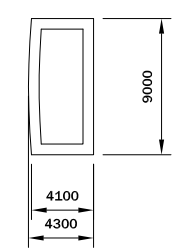


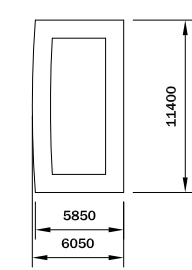
Created by: FLINT & NEILL PARTNERSHIP File: H:\eng\1215\CAD\Working\2M\FRC-C-076-D2M-241.dwg Date: Nov 10, 2008 - 11:12am Plotted by: kmr



**SECTION A - A**  
 SCALE 1:250



**SECTION B - B**  
 SCALE 1:250



**SECTION C - C**  
 SCALE 1:250

**Notes**  
 1. For details of tower foundation see drawing FRC/C/076/D2M/441

Rev	Rev. Date	Purpose of revision	Drawn	Checked	Reviewed	Approved
0						

Client



TRANSPORT SCOTLAND  
 An agency of The Scottish Government

**JACOBS ARUP**

Project  
**FORTH REPLACEMENT CROSSING**

Drawing title  
**CABLE STAYED BRIDGE  
 D2M OPTION  
 DIAMOND TOWER  
 GENERAL ARRANGEMENT**

Drawing status  
**PRELIMINARY**

Scale  
 1:500 @ A1 DO NOT SCALE

Client no.  
 RD 001675

Drawing number  
**FRC/C/076/D2M/241**

Rev  
**0**

This drawing is not to be used in whole or part other than for the intended purpose and project as defined on this drawing. Refer to the contract for full terms and conditions.