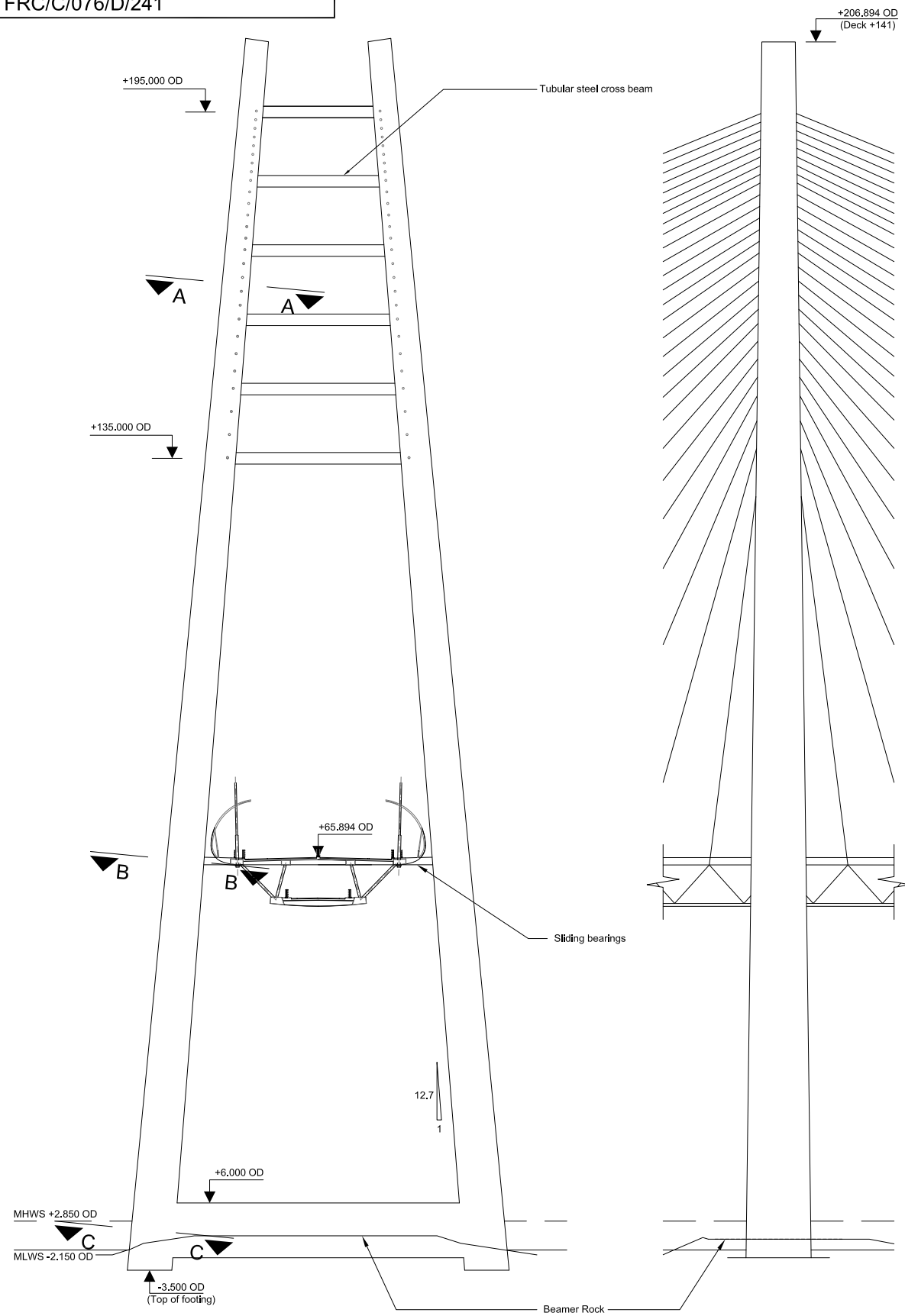
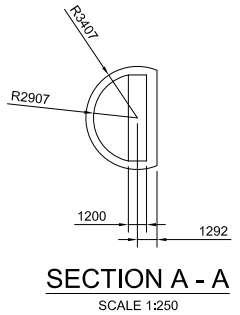


Created by: FLINT & NEILL PARTNERSHIP File: H:\eng\1215\CAD\Working\FRC-C-076-D-241.dwg Date: Jun 24, 2008 - 4:51pm Plotted by: kmr

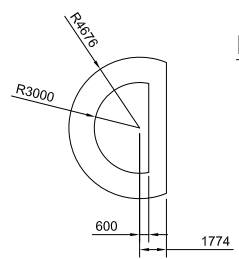


CENTRAL TOWER (CT)
(FRONT VIEW)
 SCALE 1 : 500

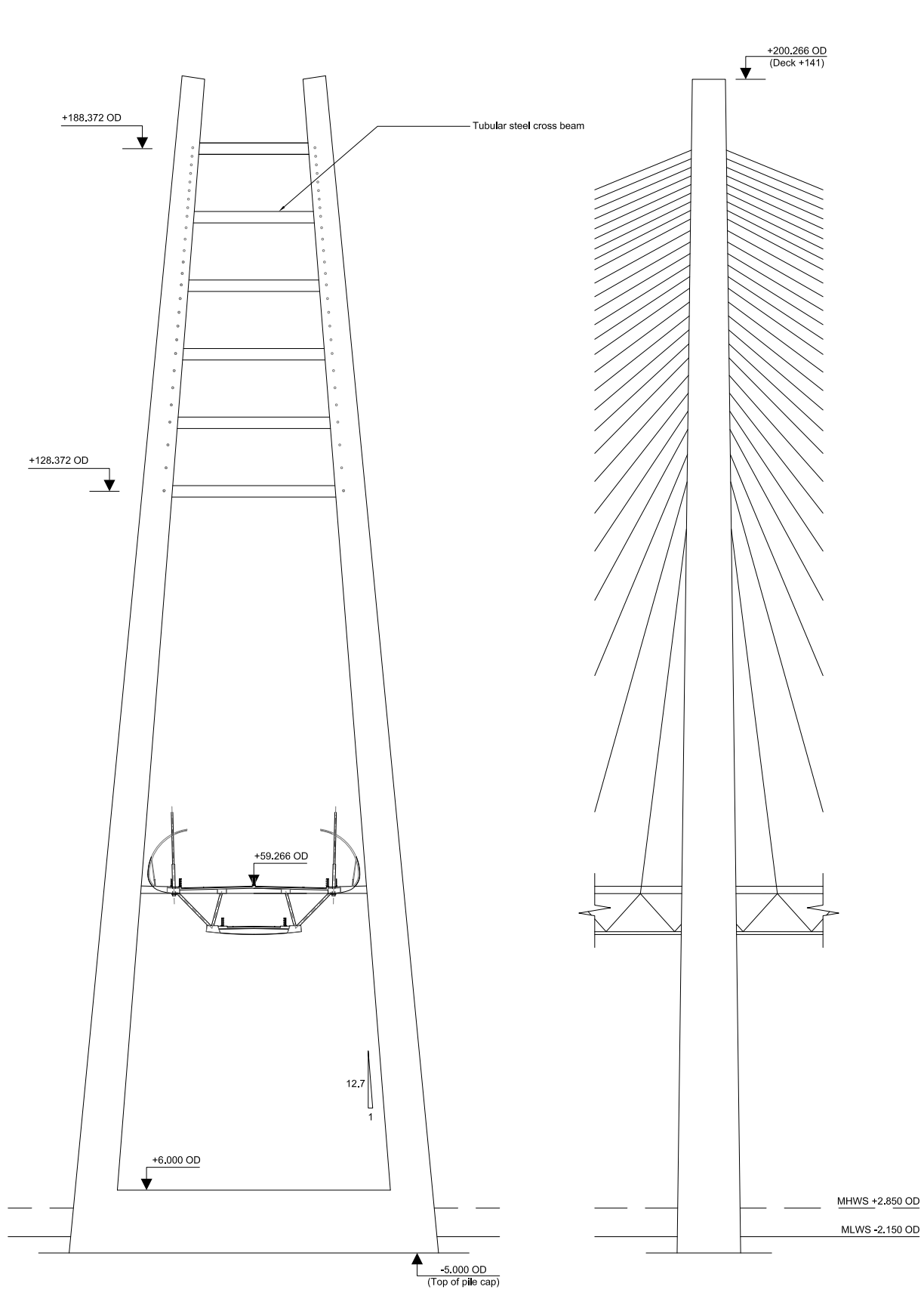
CENTRAL TOWER (CT)
(SIDE VIEW)
 SCALE 1 : 500



SECTION A - A
 SCALE 1:250

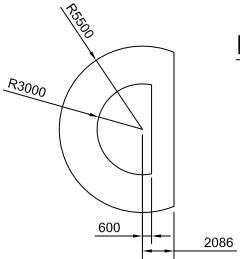


SECTION B - B
 SCALE 1:250



FLANKING TOWERS (NT/ST)
(FRONT VIEW)
 SCALE 1 : 500

FLANKING TOWERS (NT/ST)
(SIDE VIEW)
 SCALE 1 : 500



SECTION C - C
 SCALE 1:250

- Notes**
1. Tower arrangement shown for 660m main span.
 2. For details of tower foundation see drawing FRC/C/076/D/441.

Rev	Rev. Date	Purpose of revision	Drawn	Checked	Reviewed	Approved
0						

Client



TRANSPORT SCOTLAND
 An agency of The Scottish Government

JACOBS ARUP

Project **FORTH REPLACEMENT CROSSING**

Drawing title **CABLE STAYED BRIDGE H TOWER GENERAL ARRANGEMENT**

Drawing status **PRELIMINARY**

Scale 1:500 & 1:250 @ A1 DO NOT SCALE

Client no. RD 001675

Drawing number **FRC/C/076/D/241** Rev **0**

This drawing is not to be used in whole or part other than for the intended purpose and project as defined on this drawing. Refer to the contract for full terms and conditions.