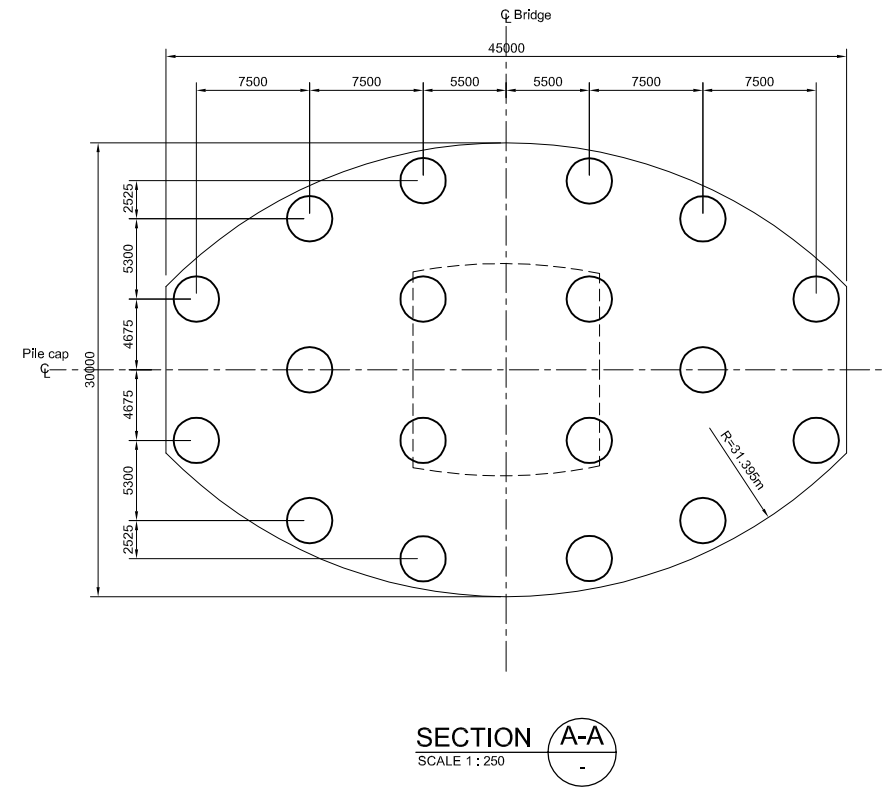


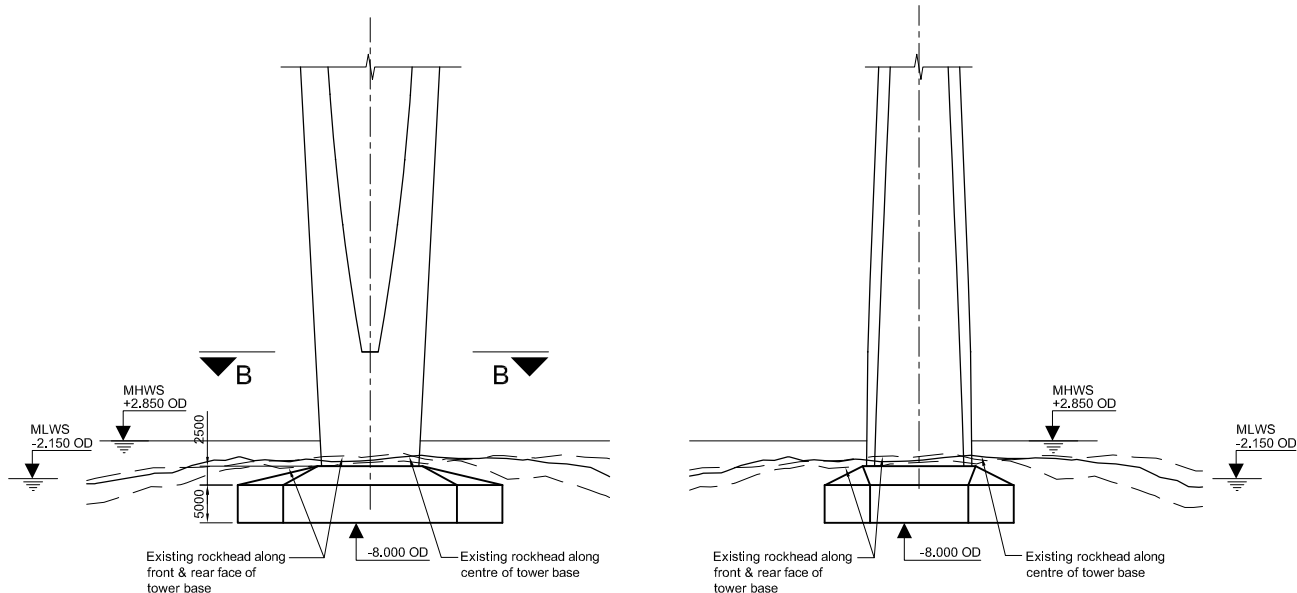
**FLANKING TOWERS**  
**(FRONT VIEW)**  
 SCALE 1 : 500

(South Tower shown, and North Tower similar but bed level and rock level shallower)

**FLANKING TOWERS**  
**(SIDE VIEW)**  
 SCALE 1 : 500

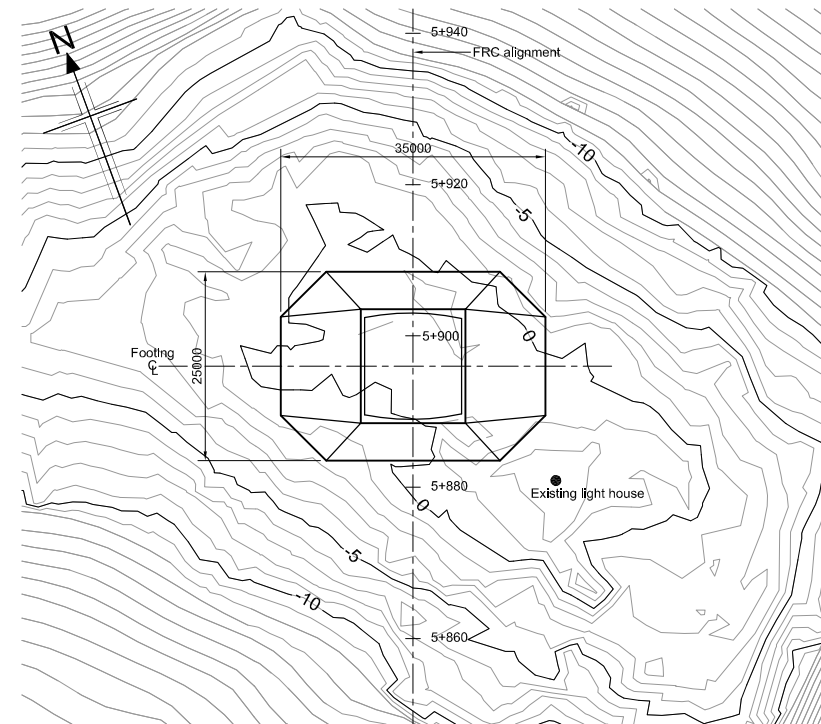


**SECTION A-A**  
 SCALE 1 : 250



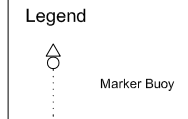
**CENTRAL TOWER (CT)**  
**(FRONT VIEW)**  
 SCALE 1 : 500

**CENTRAL TOWER (CT)**  
**(SIDE VIEW)**  
 SCALE 1 : 500



**SECTION B-B**  
 SCALE 1 : 500

- Notes**
- 2 Nos. additional piles are required for composite deck option.
  - Geological stratum levels shown are tentative only.



Rev	Rev. Date	Purpose of revision	Drawn	Checked	Reviewed	Approved
0						



**JACOBS ARUP**

**FORTH REPLACEMENT CROSSING**

**CABLE STAYED BRIDGE FOUNDATIONS NEEDLE TOWER**

Drawing status

Scale	AS SHOWN	DO NOT SCALE
Client no.	RD 001675	

Drawing number	<b>FRC/C/076/S/401</b>	Rev	<b>0</b>
----------------	------------------------	-----	----------

This drawing is not to be used in whole or part other than for the intended purpose and project as defined on this drawing. Refer to the contract for full terms and conditions.