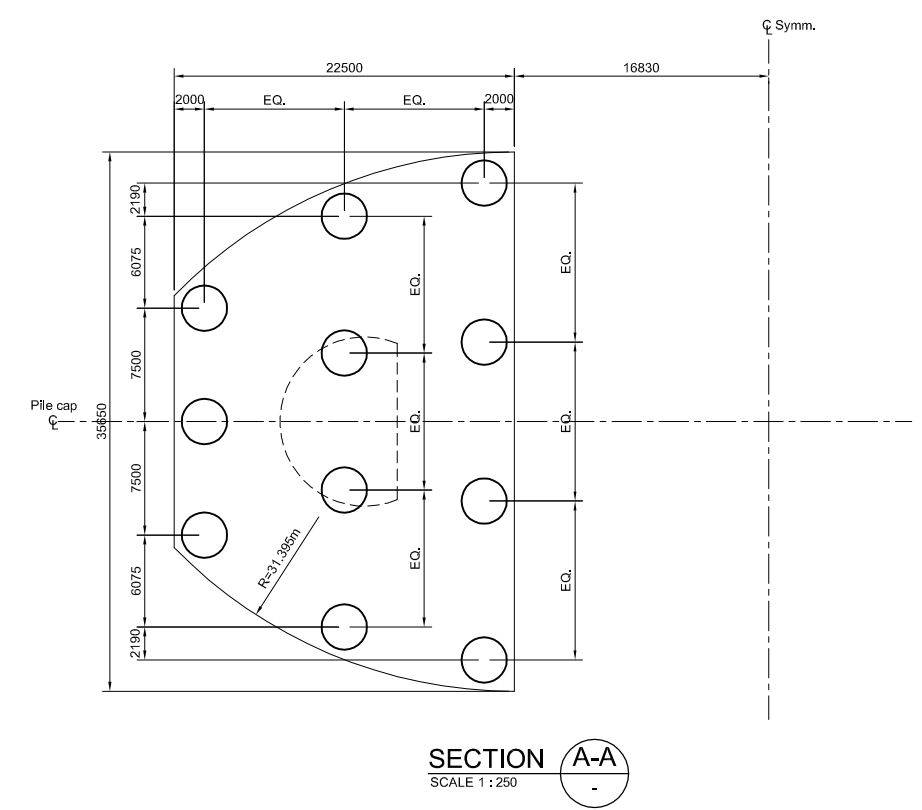


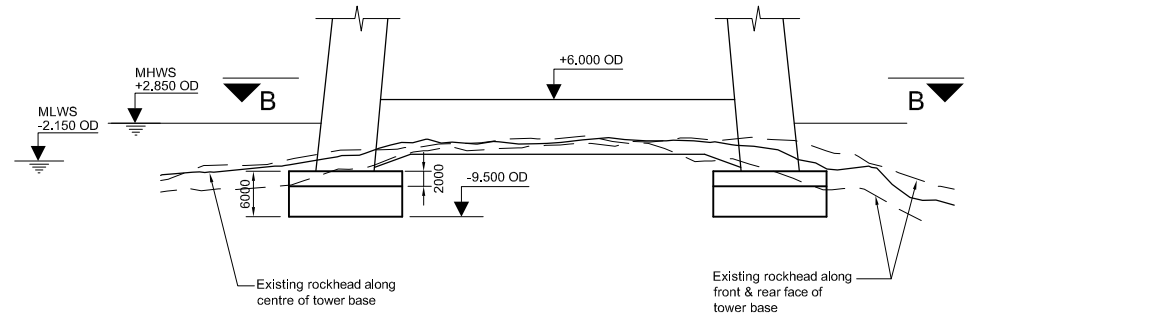
FLANKING TOWERS
 (FRONT VIEW)
 SCALE 1 : 500

(South Tower shown, and North Tower similar but bed level and rock level shallower)

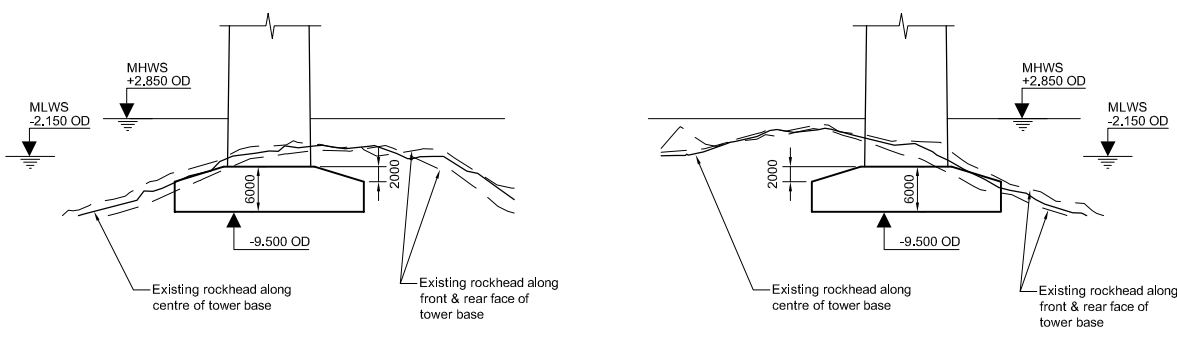
FLANKING TOWERS
 (SIDE VIEW)
 SCALE 1 : 500



SECTION A-A
 SCALE 1 : 250

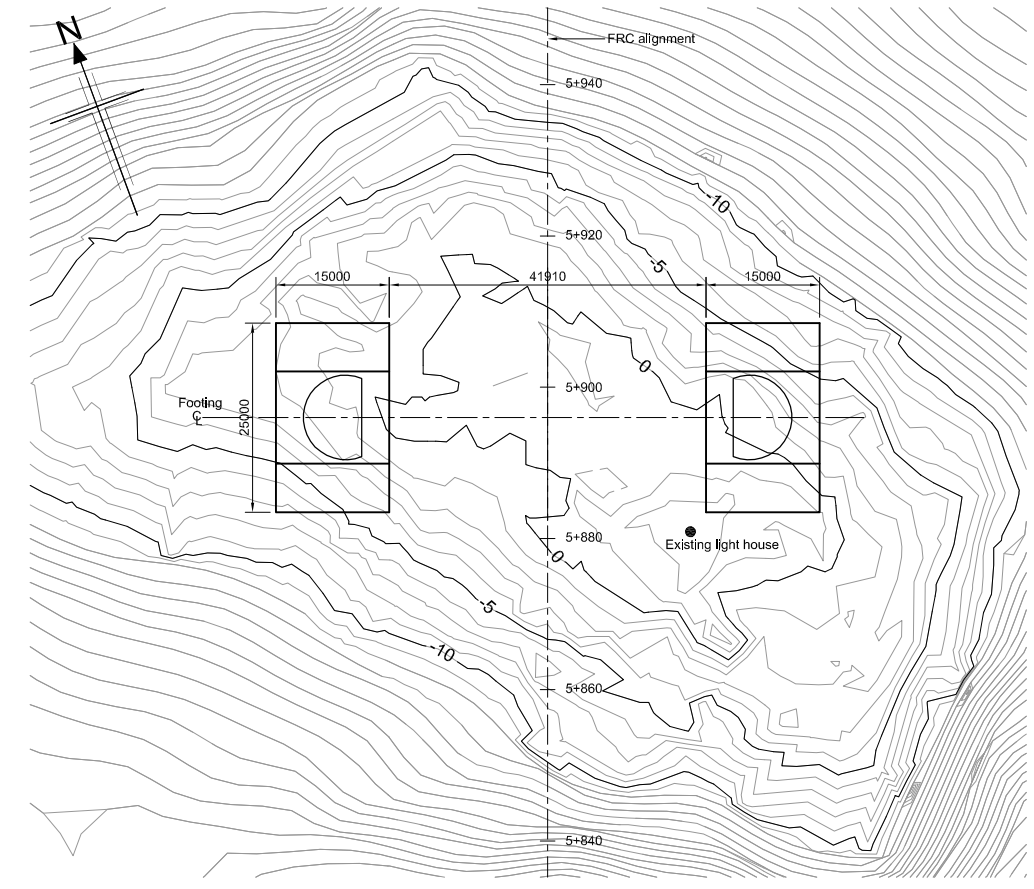


CENTRAL TOWER (CT)
 (FRONT VIEW)
 SCALE 1 : 500



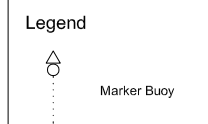
CENTRAL TOWER (CT)
 (SIDE VIEW 1)
 SCALE 1 : 500

CENTRAL TOWER (CT)
 (SIDE VIEW 2)
 SCALE 1 : 500



SECTION B-B
 SCALE 1 : 500

- Notes**
- 2 Nos. additional piles are required for composite deck option.
 - Geological stratum levels shown are tentative only.



Created by: JACOBS File: J:\125\001\ARUP\CIVIL\FRC-C-076-S-441.dwg Date: Jun 25, 2008 - 1:58pm Plotted by: Sunny Jeung

Rev	Rev. Date	Purpose of revision	Drawn	Checked	Reviewed	Approved
0						

Client:

TRANSPORT SCOTLAND
 An agency of The Scottish Government

JACOBS ARUP

Project: **FORTH REPLACEMENT CROSSING**

Drawing title: **CABLE STAYED BRIDGE FOUNDATIONS H TOWER**

Drawing status:

Scale: AS SHOWN DO NOT SCALE
 Client no. RD 001675

Drawing number: **FRC/C/076/S/441** Rev: **0**

This drawing is not to be used in whole or part other than for the intended purpose and project as defined on this drawing. Refer to the contract for full terms and conditions.