




| Key   |                          |
|---|--------------------------|
|  | Sample Receptor Location |
|  | Study Area               |
|  | Study Area Centre Line   |

|               |                |                     |
|---------------|----------------|---------------------|
| DRAWN BY: NMB | CHECKED BY: JP | DATE: 5 August 2009 |
|---------------|----------------|---------------------|

**A82 Crianlarich Bypass**  
**Figure 13.2A: Predicted sample receptor Noise Levels (South)**  
 Scale: 1:5000 @ A3

