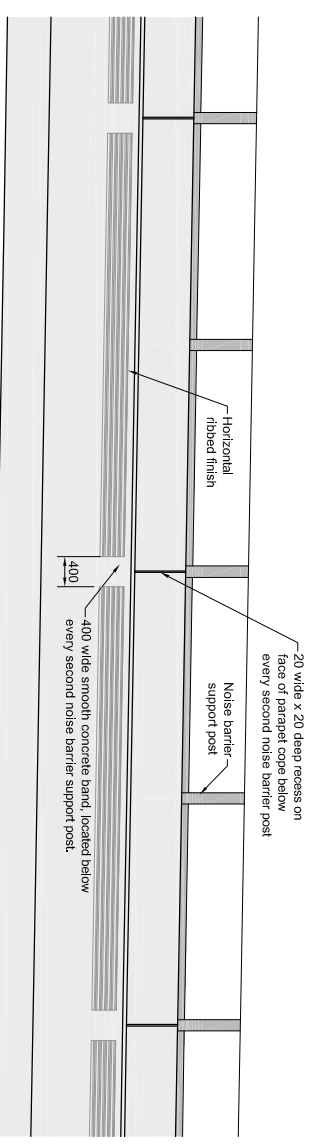
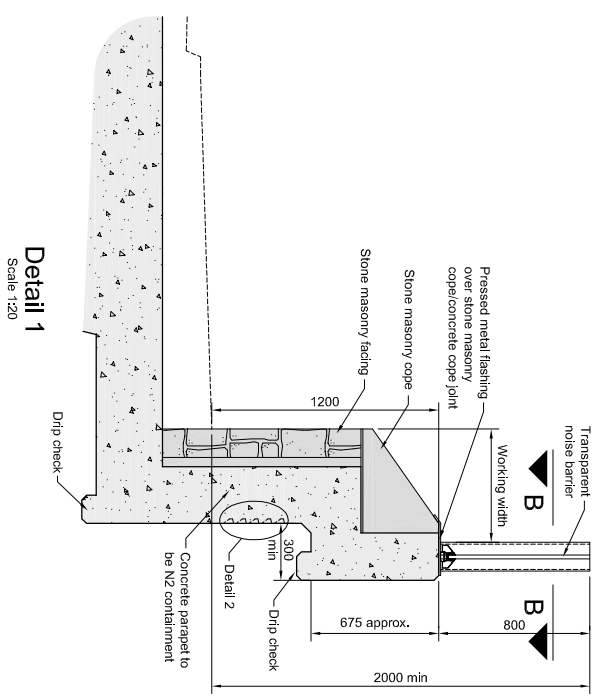


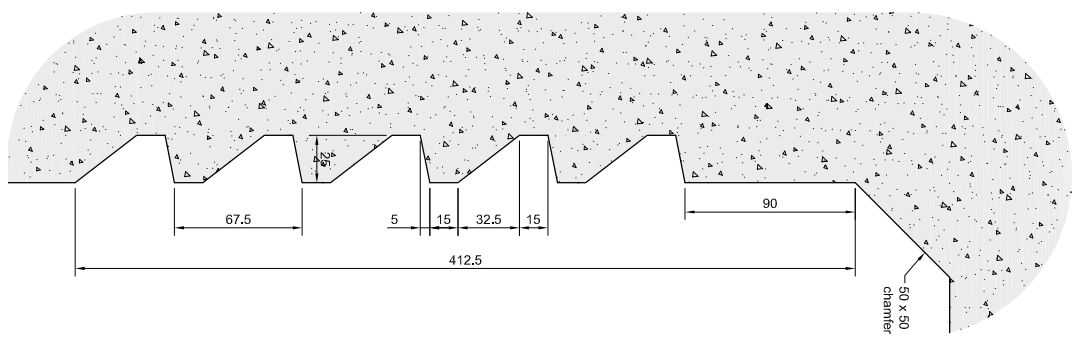
Section Through Deck
 Scale 1:50



Elevation A-A
 Scale 1:50



Detail 1
 Scale 1:20



Detail 2
 Scale 1:2

Notes :
 1. All dimensions are in millimetres unless noted otherwise.

Rev	Rev. Date	First Issue	MM	CC	CC	CG
0	April 2013					

JACOBS
 30 Berrima St, Glasgow, G2 7HX
 Tel: +44(0)141 206 7000
 www.jacobs.com

berdeen Western Peripheral Route
 Balnieder-Tipperty

Drawing title
PS16 - DETAILS

Drawing status	
FOR DIALOGUE	DO NOT SCALE

Scale
 AS SHOWN @ A1

Drawing number
B1033200/CD/DEF/ST/009

Rev
0

This drawing is not to be used in whole or part other than for the intended purpose and project as defined on this drawing. Refer to the contract for full terms and conditions.