


[Redacted]

Drawing Notes










- All dimensions are in metres, unless otherwise noted.
- The locations of private and publicly owned service and supply apparatus identified as existing, proposed or abandoned as shown on this drawing are purely indicative and for information only, and no guarantee is given to the completeness or accuracy of this information.
- Prior to carrying out work in any part of the site, the Contractor shall be responsible for locating all existing service and supply apparatus, and agreeing the details of any required diversion and protection measures with the relevant Company or Landowner.
- Refer to Appendix 1/16 for Indicative Diversion details.

Legend:




 - Land made available

Scottish & Southern Energy (Distribution) Legend:




Existing Apparatus:

-  OH 11 - 11kV Overhead HV Line
-  UG 11 - 11kV Underground HV Cable
-  OH 415 - 415V Overhead LV Cable
-  OH 415 - 415V Underground LV Cable
-  - Supply Point Location
-  - Transformer Location
-  - Underground Cable Joint / Box
-  - Overhead Line Pole
-  - LV Pole Terminal

Proposed Apparatus:

-  P-OH11 - 11kV Overhead HV Line
-  P-UG415 - 415V Underground LV Cable
-  P-UG11 - 11kV Underground HV Cable

Abandoned Apparatus:

-  A-OH11 - 11kV Overhead HV Line
-  A-OH415 - 415V Overhead LV Cable
-  - Overhead Line Pole

IMPORTANT

HEALTH, SAFETY & ENVIRONMENTAL INFORMATION

IN ADDITION TO THE HAZARDS AND RISKS NORMALLY ASSOCIATED WITH THE TYPE OF WORK DETAILED ON THIS DRAWING, PLEASE NOTE THE FOLLOWING SIGNIFICANT RISKS TO HEALTH & SAFETY:-

THE SIGNIFICANT RISKS ASSOCIATED WITH THE PROJECT ARE NOTED BELOW

Ref.	Description
1	No significant (unexpected or unusual) risks that a competent contractor would not be aware of are anticipated for Works associated within this design element.

REFERENCE RESIDUAL RISK LOG FOR FULL DETAILS
REF: P246600_2700_RRL

IT IS ASSUMED THAT ALL WORKS SHALL BE UNDERTAKEN BY A COMPETENT CONTRACTOR WORKING WHERE APPROPRIATE TO AN APPROVED SAFE SYSTEM OF WORK

Rev	Rev. Date	Purpose of revision	Drawn	Check'd	Rev'd	Apprv'd
B	22-10-13	Change of Linetypes within Drawing and Legend	OM	RJT	RL	SAW
A	03-10-13	Alteration to SSED, All Scheme Models & Construction Lines zrefs	OM	RJT	RL	SAW
0	20-03-13		OM	RJT	RL	SAW

Grontmij 2nd Floor
Spectrum House
7, Powdershall Road
Edinburgh
EH7 4GB
Tel: +44 (0)131 550 6300
Fax: +44 (0)131 550 6499
www.grontmij.co.uk

Aberdeen Western Peripheral Route
Balmedie-Tipperty

Drawing title
**INDICATIVE DESIGN
SCOTTISH AND SOUTHERN
ENERGY DISTRIBUTION
SHEET 16 OF 19**

Drawing status
FOR DIALOGUE

Scale 1250	DO NOT SCALE
Drawing number P246600/2700/SSED/016	Rev B

This drawing is not to be used in whole or part other than for the intended purpose and project as defined on this drawing. Refer to the contract for full terms and conditions.