
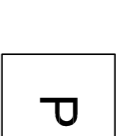


**KEY**



COMMON EQUIPMENT CABINET



POWER DISTRIBUTION POINT  
(TP/TEDP)

(FO)

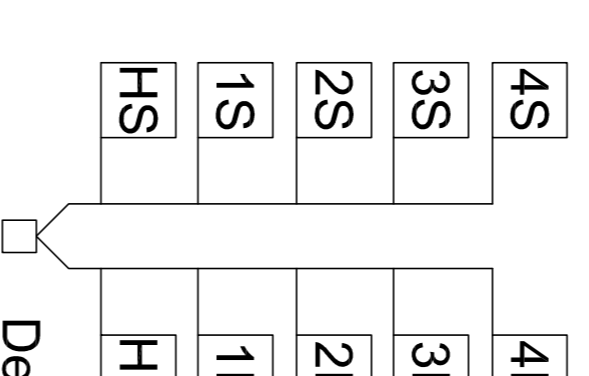
Fibre optic cable

(5 x LF)

Loop Feeder Cables -  
number in brackets  
denotes number of cables

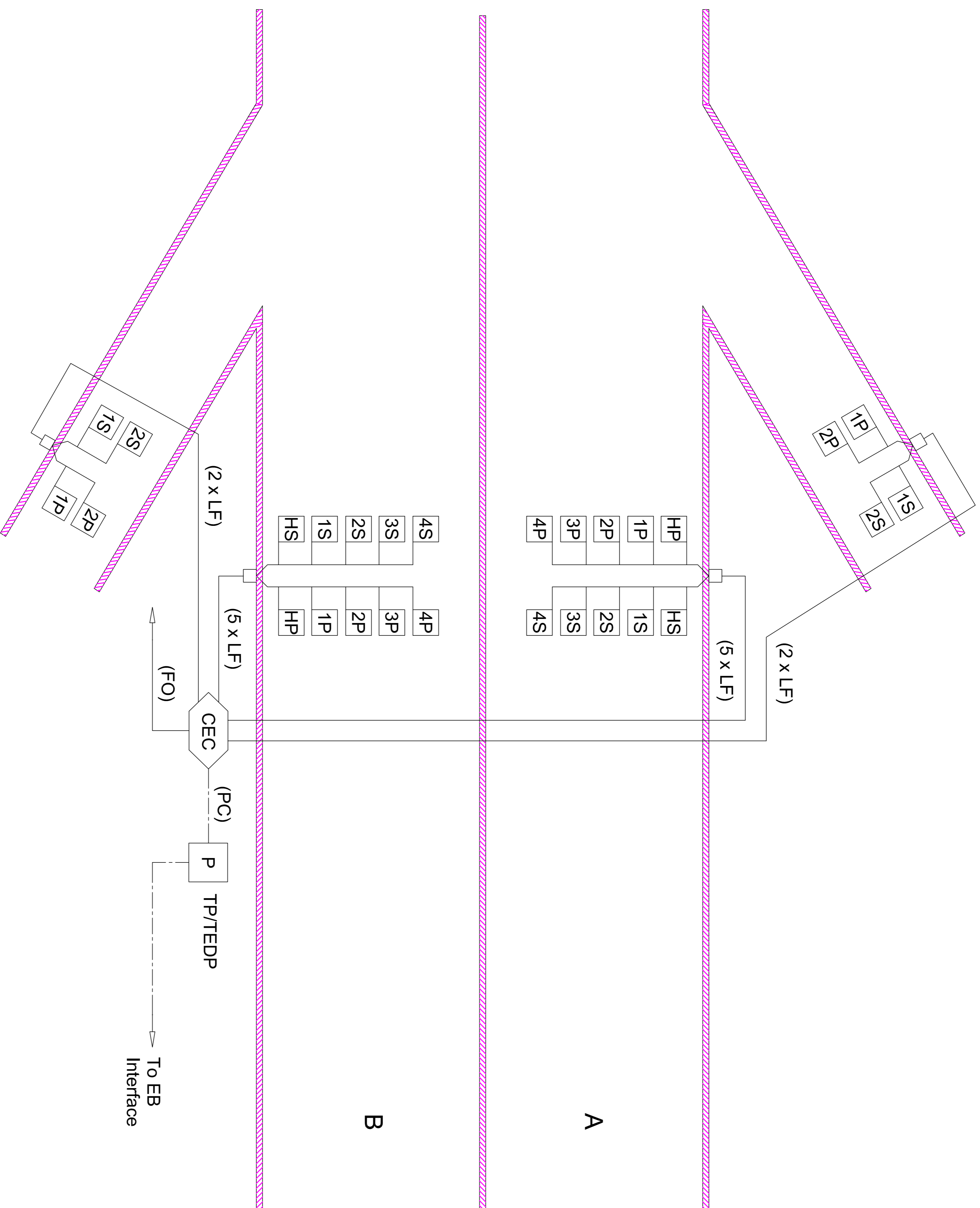
(PC)

Power supply cable



Loop array

Detector chamber



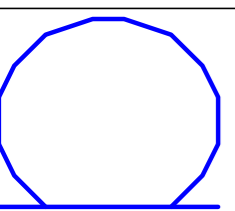
A

B

This drawing was generated on computer and must not be manually updated

**TYPICAL DETECTOR LOOP SITE**

**Note:**  
The NDX series of drawings represents non site specific installations of standard equipment and site layouts.



ORIGINAL DRAWING SIZE: 297 x 420	DRN C.S.G.		CHKD B.D.	SCALE
ALL DIMENSIONS ARE IN MM	DATE 15.07.02	DATE 19.07.02	N.T.S.	SHT. NO.
TOLERANCE +/- 1 UNLESS OTHERWISE STATED	ISSUE		APPD/DATE	
THIRD ANGLE PROJECTION DO NOT SCALE	B	SEE REVIEW SHEET	GC 26/09/06	
	D	UPDATED SEE REV. SHT.	BD 30/11/09	
	C	REDRAWN	BD 13/10/09	
	AMENDMENTS			
	DRG. NO.	NDX1007-01cl	2 of 3	