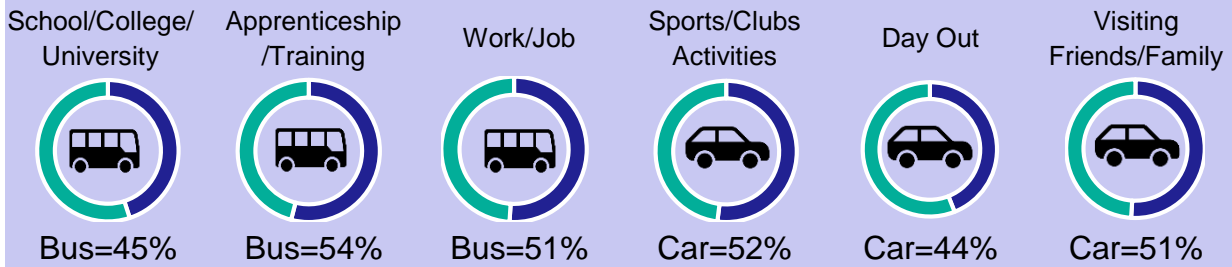
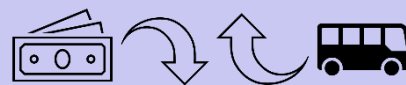


Infographic Summary of Findings

Main Mode of Transport



Bus use increased as household income decreased

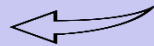


Transport Spend

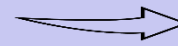
Over £75



Parents who responded - household travel spend



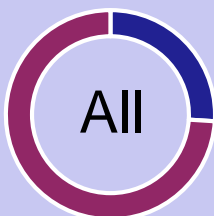
Young people's own travel spend



Up to £50



Affordability - Travel and transport is very or fairly affordable:




All=26%




Cities=30%



Towns=25%



Rural=24%



Islands=35%

Accessing Opportunities

29% missed out on activities or opportunities due to travel

Mostly social, leisure and sporting activities

Some evidence of impacts on education and work opportunities

Perceptions of Safety - Always or often feel safe using buses:



Day time=82%



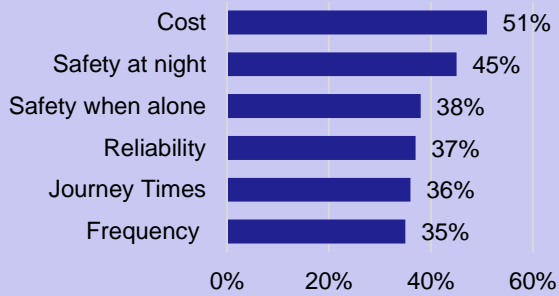
Night time=37%

Those who felt unsafe cited concerns about **anti-social behaviour, bullying or harassment**, and other passengers being under the influence of **alcohol or drugs**

18% had experienced bullying/harassment on board buses

All minority groups had greater experience of this

Barriers to Bus Use



Timetables, frequency of buses, limited route options, and a lack of bus stops nearby were more acute for those in rural areas and on islands.

Cost and reliability were more acute for those in cities and towns, and for lower income households.

Awareness & Expected Use of the Young Persons' Free Bus Travel Scheme

67% were aware of the free bus travel

74% would use at least once a week

19% - 40% Would travel to the same destinations **more often**

10% - 27% Would travel to **new destinations**

9% - 33% Would do **both**

Reasons for not using the Young Persons' Free Bus Travel:



- Lack of available buses locally
- Buses don't go where needed
- Concerns over reliability
- Concerns about anti-social behaviour

Expected Impact of the Young Persons' Free Bus Travel Scheme

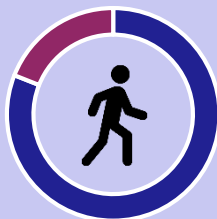


Bus use expected to increase across all journey types
 Increase in bus use between 21 and 45 percentage points by journey type

26% - 44% expect to shift to bus use from private vehicles/cars across all journey purposes

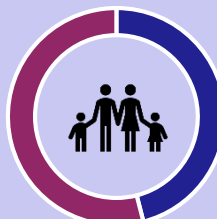


Travel more independently



81%

Use bus for more family journeys



46%

Those more likely to think they would make family trips by bus:

- Those living in cities
- Those with lower incomes

Main reasons for using bus for family trips:

- Affordability
- Removes parking challenges and costs

Main reasons for not using bus for family trips:

- Adult fares too expensive
- More cost effective or convenient to drive/use another mode of public transport