



# **Rolling stock Interiors**

**Stoc gluasadach  
Taobh a-staigh**

The design of the vehicle interior has an important role to play in reinforcing the ScotRail brand. It is, after all, the part of the train that passengers will be most familiar with.

We have created a unique and effective design that ensures a powerful and consistent interpretation of the brand. However, the design has been created with one overriding consideration – passenger safety:

- Exit routes must be clearly defined
- All safety items (handrails, door buttons, etc) must have visual standout
- Potential obstructions (eg, clear panels) must be clearly visible
- Information must be clear, legible and unambiguous

Many elements of the vehicle interior design will also be governed by legislation related to access and safety. It will be the responsibility of the contractor to ensure their interpretation of our guidelines, and the final design, satisfies the relevant regulations.



It will be the ultimate responsibility of the contractor to ensure their interpretation of these guidelines, and the final design, satisfies the relevant regulations.

Our design for train interiors strikes a balance between aesthetics and accessibility. While an explosion of vibrant colours can be uncomfortable for many passengers, a muted palette can be confusing for the visually impaired.

#### Floor

The floor colour is significantly different from the colour of the seats. The colour of the saloon flooring also contrasts significantly from that in the vestibule. A vinyl or similar flooring product in the base colour may be used instead of carpet. The carpet's secondary colours may be used to create a 'speckle' effect.

#### Walls and ceiling

Using just a few colours within the saloon can have a calming effect on passengers. For that reason, we have used muted, neutral colours.

#### Seating

To aid visibility, the seating colour (front and back) is significantly different from the colour of the flooring.

#### Handrails and seat back grabs

It is a regulatory requirement that any handrails and seat grabs contrast significantly from the colours of the seat fronts, seat backs, flooring and walls.

#### Internal glazed doors and panels

To aid the visually impaired, a solid band (measuring between 140mm and 160mm) has been placed at a height of 1500mm across all clear glass within the train saloon. Exceptions:

- Where the panel is framed and/or protected by a contrasting handrail
- Where access to the panel is obstructed (eg, by permanent seating)

It will be the ultimate responsibility of the contractor to ensure their interpretation of these guidelines, and the final design, satisfies the relevant regulations.

Interiors | Colours and branding  
Taobh a-staigh | Dathan agus bràndadh

The interior palette has been chosen to reflect the colours of the core ScotRail identity and to meet the requirements of passenger comfort, safety and accessibility.

The palette includes an expansive selection of shades of grey and different material finishes. Using different finishes and colours to highlight specific areas of the interior, will result in a fresh, clean contemporary interior.

### Branding

Excessive use of the core ScotRail identity will reduce its impact, and it may be confusing for passengers. It is recommended that the ScotRail identity is used only to signpost specific safety and service information.

However, various graphic elements from the ScotRail identity have been used as accent features to reinforce the brand. Some examples are shown overleaf:

- Seat moquette
- Glazing safety panel

### RAL Colour palette – Materials and fittings

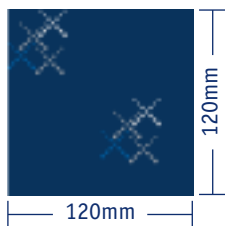


**Please note** – RAL Classic Edition 2006 and RAL D2 Design 2007 were used to choose colours.


It will be the ultimate responsibility of the contractor to ensure their interpretation of these guidelines, and the final design, satisfies the relevant regulations.

Interiors | Colours and branding  
Taobh a-staigh | Dathan agus bràndadh


Seat moquette (detail)  
Background – Sapphire blue  
Graphic – Light grey, Telegrey 4, Sky blue



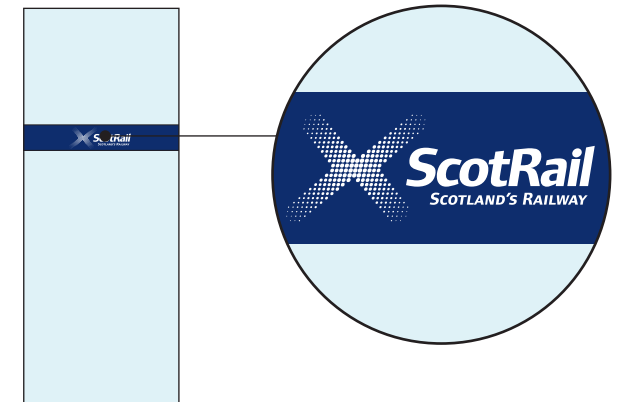
Vestibule floor  
Sapphire Blue



Other floor  
Basalt Grey

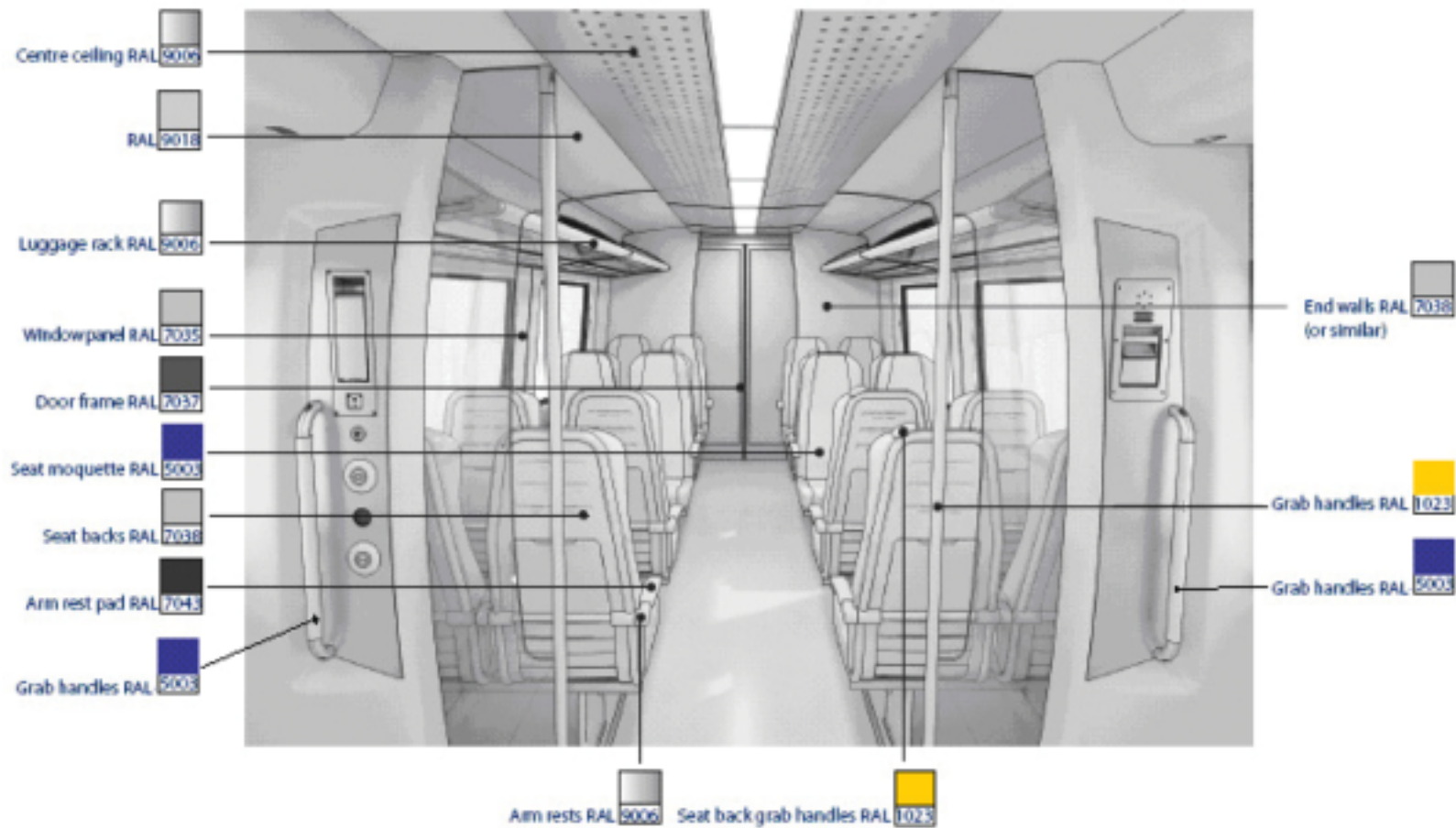


Glazing safety panel  
150mm band – ScotRail blue  
Graphic – ScotRail reversed-out logo



It will be the ultimate responsibility of the contractor to ensure their interpretation of these guidelines, and the final design, satisfies the relevant regulations.

Interiors | Saloons  
Taobh a-staigh | Sàilìùnan




It will be the ultimate responsibility of the contractor to ensure their interpretation of these guidelines, and the final design, satisfies the relevant regulations.



## Interiors | Vestibules Taobhan a-staigh | For-dhorsan

The vestibule is the part of the carriage (at one or both ends), where the exterior doors are located. It is identified in all cases by a floor covering that is significantly different in colour from that of the saloon.

There is no requirement for any other elements in the vestibule to be different from those in the saloon, and it is strongly recommended that all handrails are the same colour.



It will be the ultimate responsibility of the contractor to ensure their interpretation of these guidelines, and the final design, satisfies the relevant regulations.


Interiors | Other areas  
Taobhan a-staigh | Àitean eile

The guidelines relating to handrails extend to toilets, and cover all other fixtures and fittings that the visually-impaired passenger would be expected to use.

For example:

- Wash basin
- Paper dispenser
- Toilet seat cover

There is no requirement for any other elements in the toilets to be different from those in the saloon, and it is strongly recommended that all handrails throughout the train are the same colour.



It will be the ultimate responsibility of the contractor to ensure their interpretation of these guidelines, and the final design, satisfies the relevant regulations.