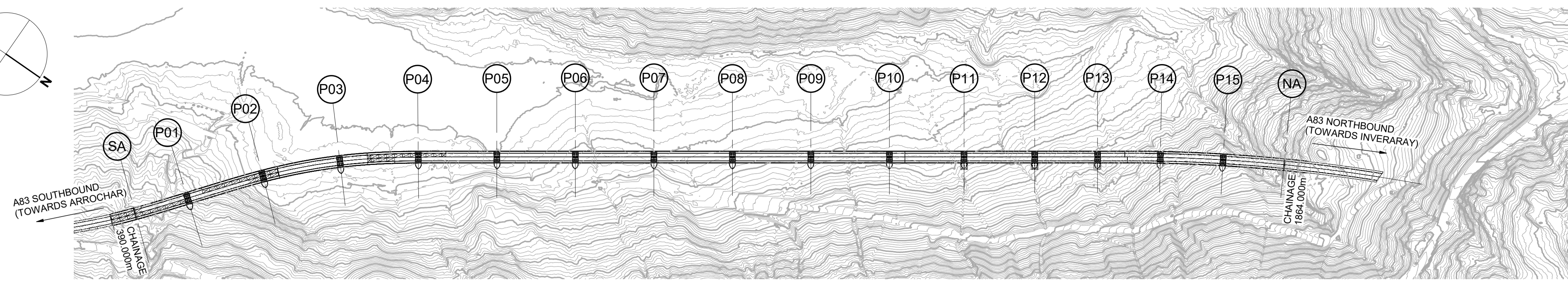
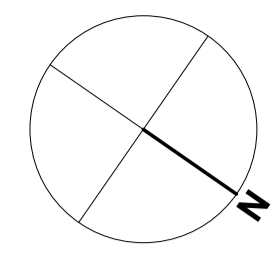


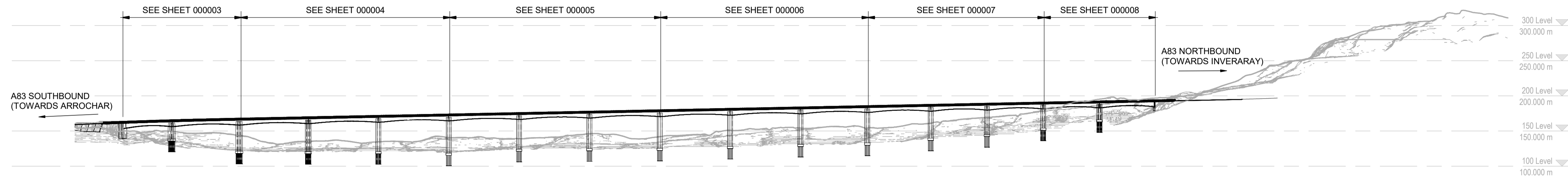
DO NOT SCALE

Millimetres  
0 10 100

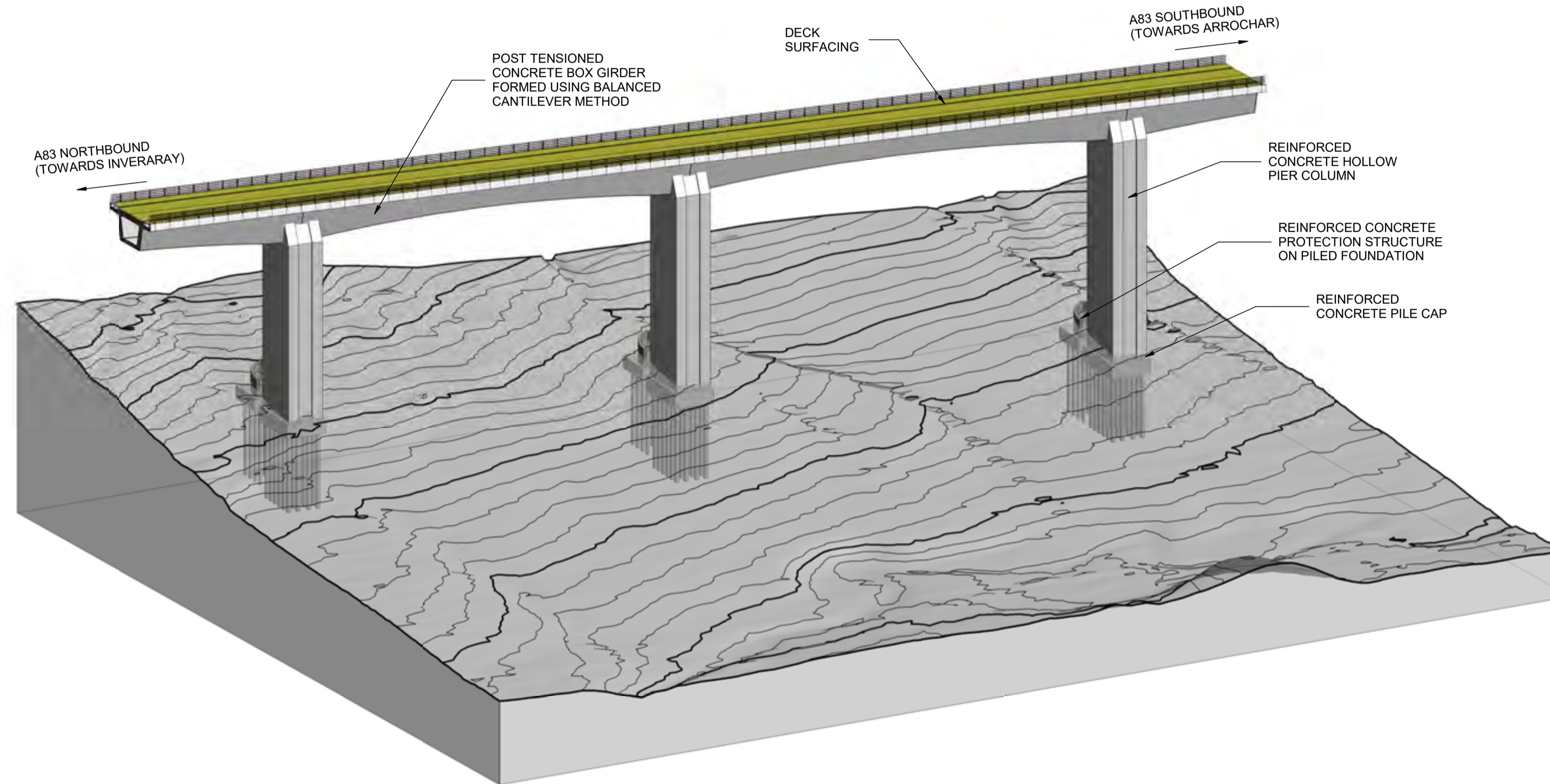


**PLAN**  
N.T.S.

FOR CONTINUATION THROUGH TUNNEL  
TO NORTH REFER TO DRAWING NUMBERS:  
A83AAB-AWJ-STU-LTS GEN-DR-CT-000001  
TO 000005 INCLUSIVE



**LONG ELEVATION**  
N.T.S.



**PERSPECTIVE VIEW - TYPICAL SPAN**  
N.T.S.

**NOTES**

- ALL DIMENSIONS ARE IN MILLIMETRES AND CHAINAGES IN METRES UNLESS OTHERWISE SPECIFIED.
- ALL LEVELS ARE IN METRES (ABOVE ORDANCE DATUM) UNLESS STATED OTHERWISE.
- STRUCTURAL DIMENSIONS SHOWN ARE INDICATIVE AND SUBJECT TO CHANGE TO FURTHER DESIGN DEVELOPMENT.
- FOUNDATION DETAILS SHOWN ARE INDICATIVE & SUBJECT TO CHANGE FOLLOWING GROUND INVESTIGATION.

Description	Status	Revision	Drawn	Checked	Reviewed	Authorised	Issue Date
Description	Status	Revision	Drawn	Checked	Reviewed	Authorised	Issue Date
Description	Status	Revision	Drawn	Checked	Reviewed	Authorised	Issue Date
Description	Status	Revision	Drawn	Checked	Reviewed	Authorised	Issue Date
STAGE 2 ISSUE							
Status	Revision	Drawn	Checked	Reviewed	Authorised	Issue Date	
S4	P01	KS	JV	DWL	RG	19/05/23	

Status: S4 | Drawing Suitability: FOR STAGE APPROVAL

Member of the SNC-Lavalin Group

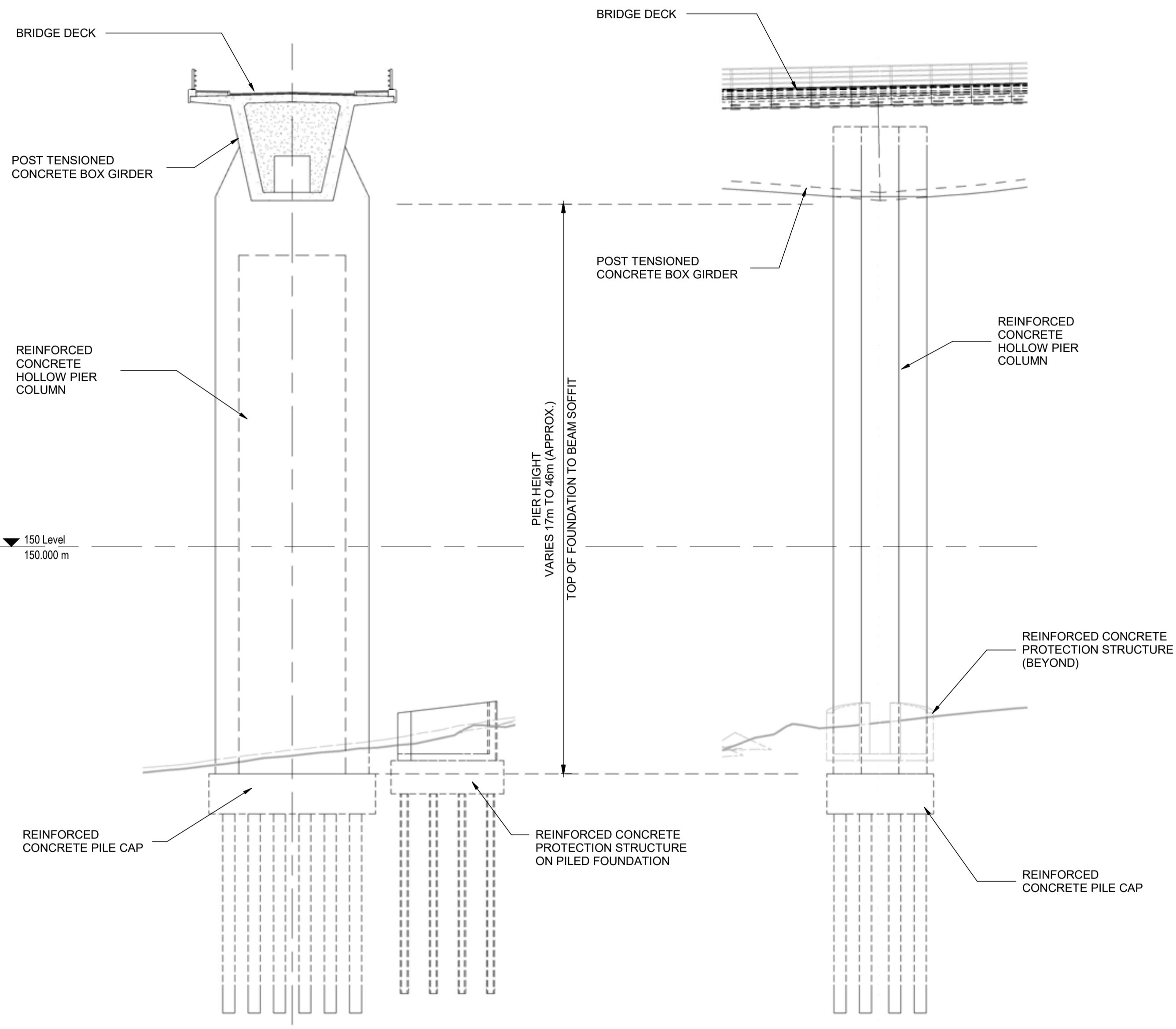
COMHDAIL ALBA

Project Stage / Design Fix: DMRB Stage 2	Status: Preliminary
Project Title: A83 AAB	
Drawing Title: PURPLE OPTION BALANCED CANTILEVER METHOD GENERAL ARRANGEMENT OVERVIEW	
Client: TRANSPORT SCOTLAND	Project: A83AAB - AWJ - SBR - LTS_LD1
Originator: AWJ	Volume: SBR - DR - CB - 000001
Location: LTS_LD1	Type: Role Number
Original Size: A1	Scale: As indicated
Project Ref. No: 5204594	Sheet 1 of 8
Rev: P01	

Atkins Project Number: See ATK\_ProjectCode

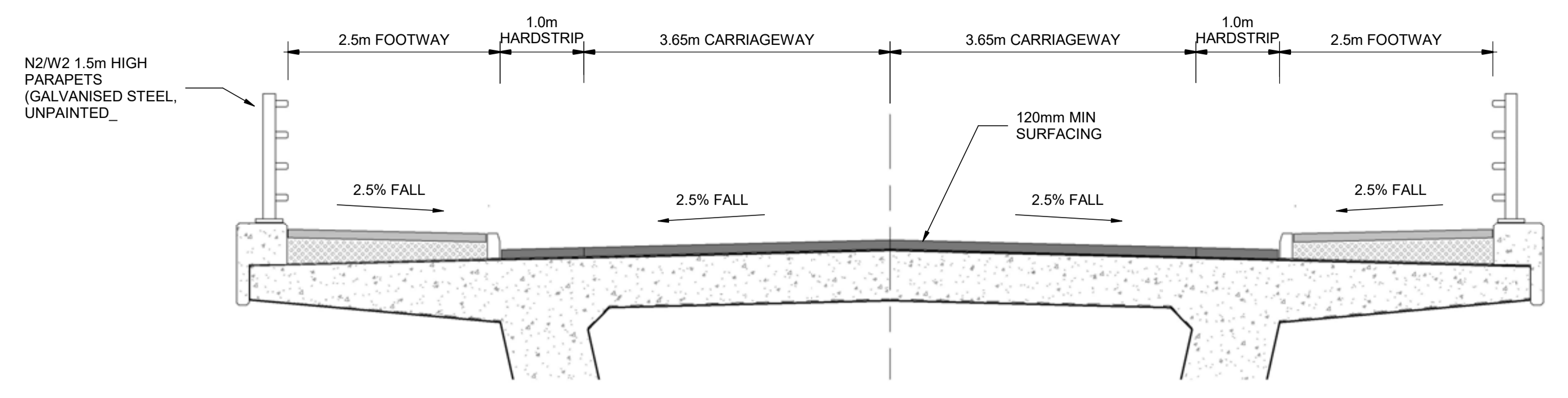
DO NOT SCALE

Millimetres  
0 10 100

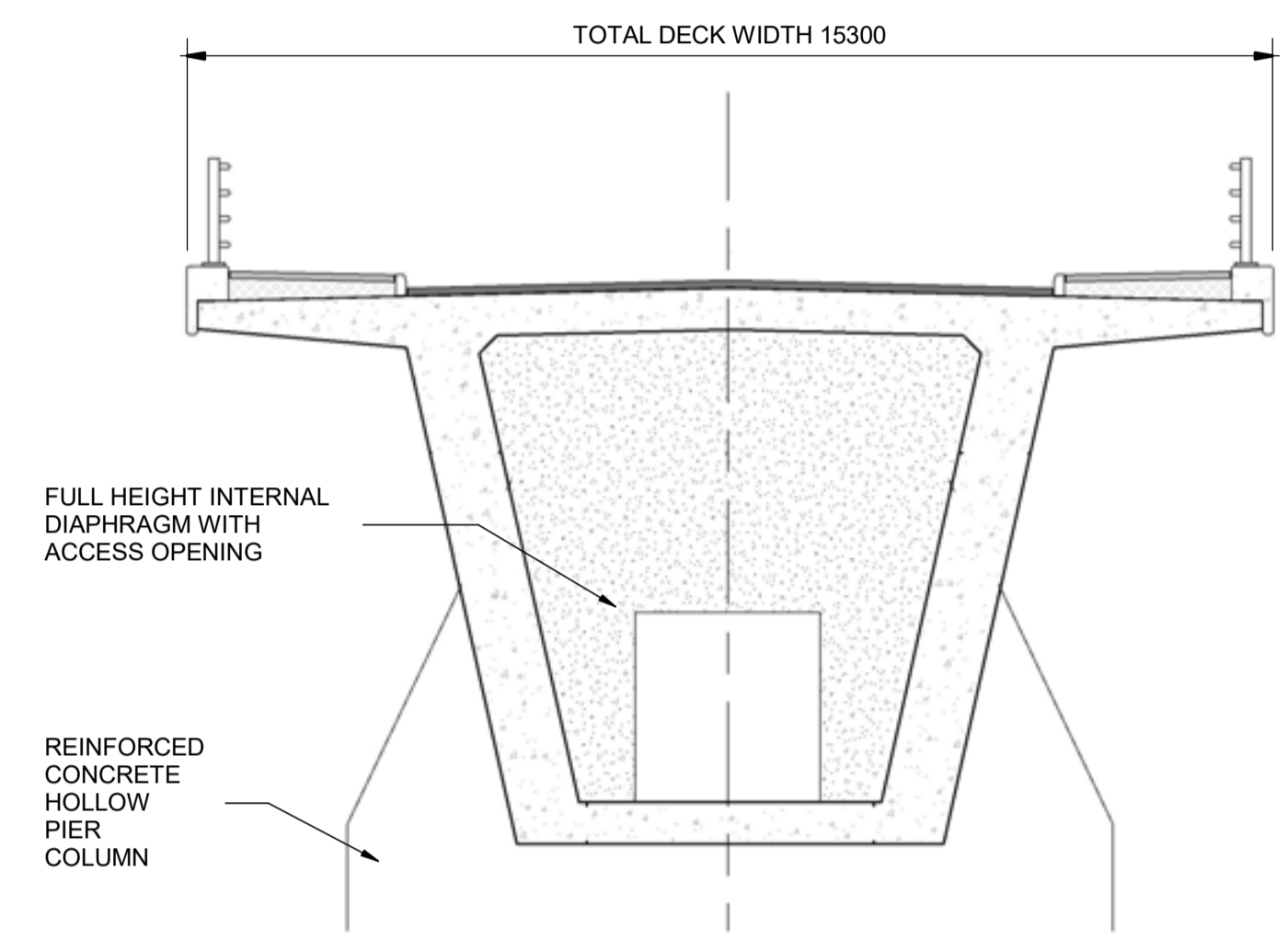


**TYPICAL PIER SECTION**  
SCALE 1 : 250

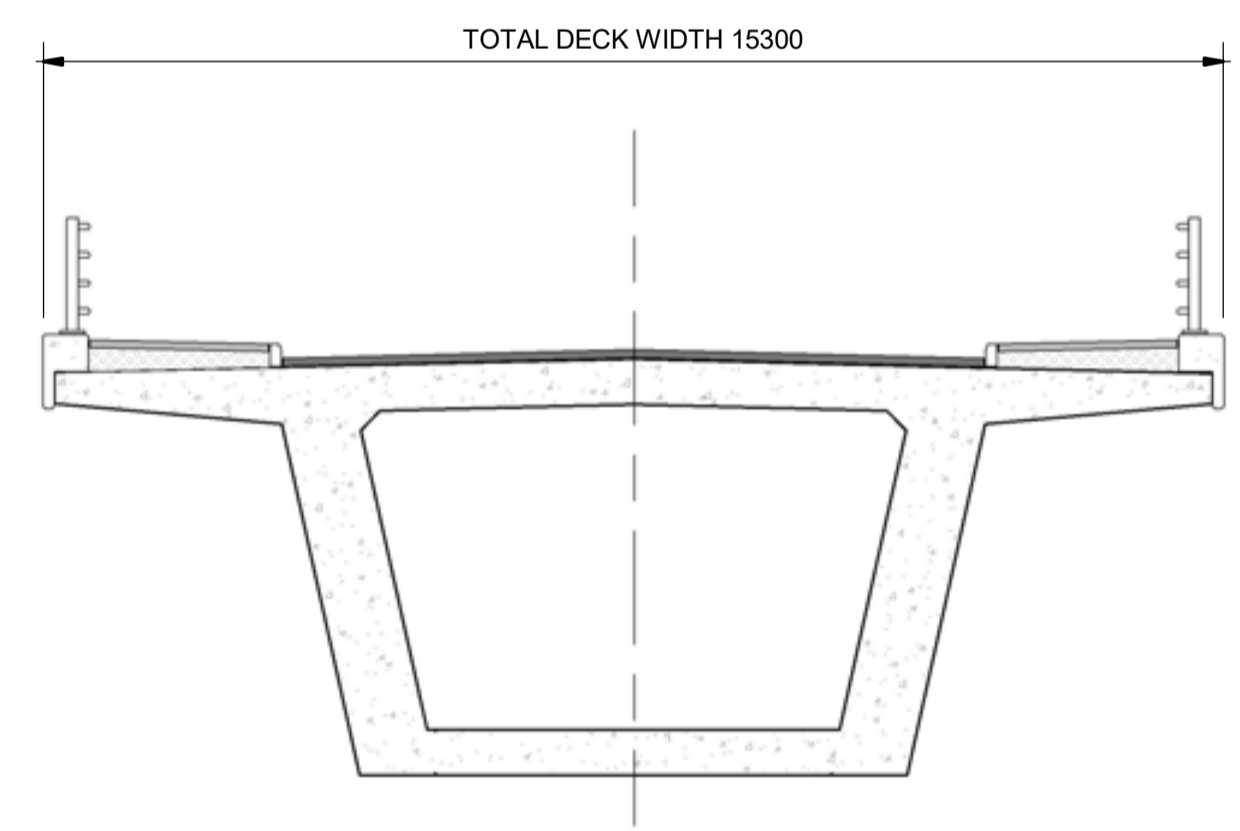
**TYPICAL PIER ELEVATION**  
SCALE 1 : 250



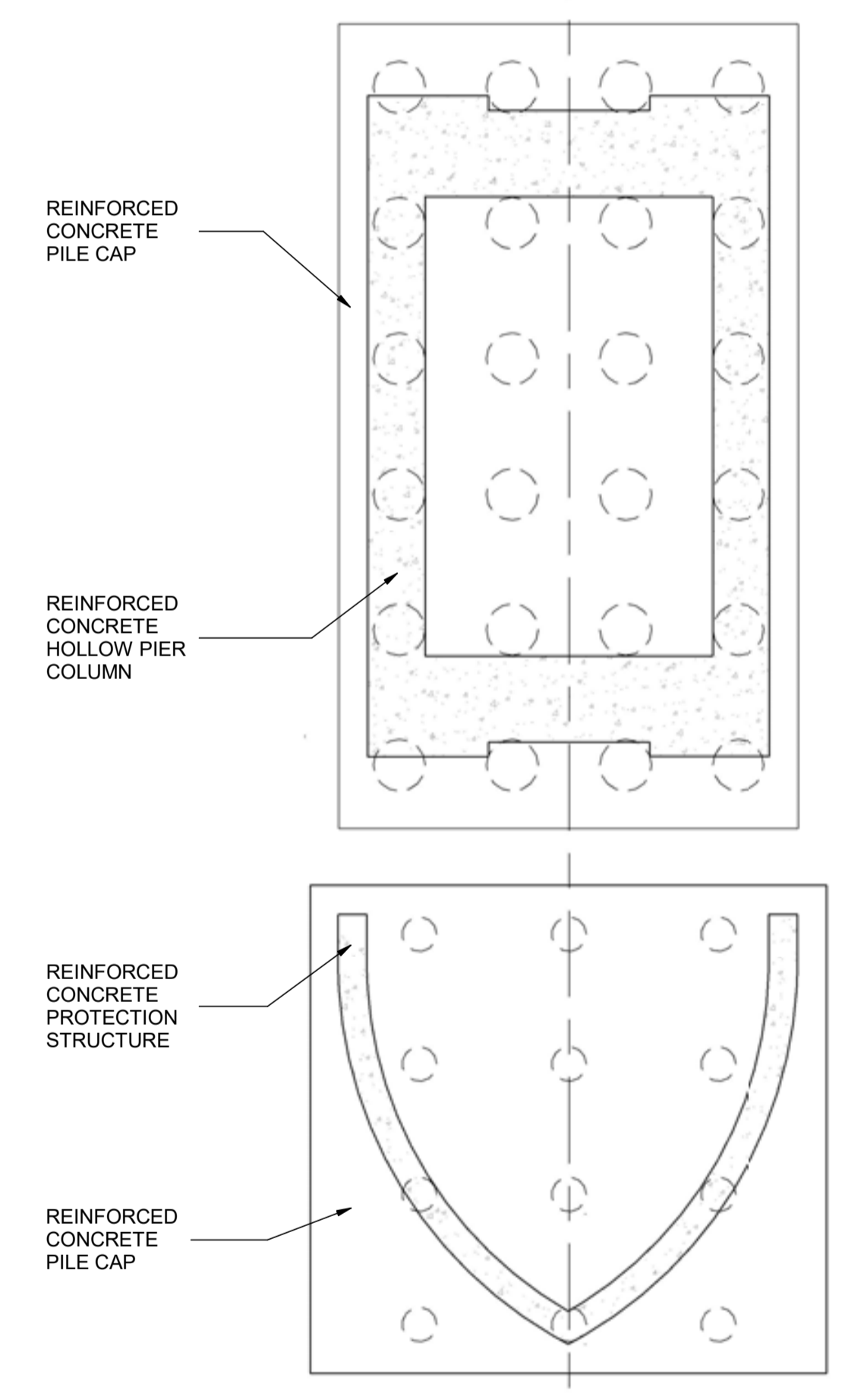
**TYPICAL DECK DETAIL**  
SCALE 1 : 50



**TYPICAL DECK AT PIER**  
SCALE 1 : 100




**TYPICAL DECK THROUGH MID SPAN**  
SCALE 1 : 100



**TYPICAL PIER FOUNDATION WITH PROTECTION SHELTER**  
SCALE 1 : 100

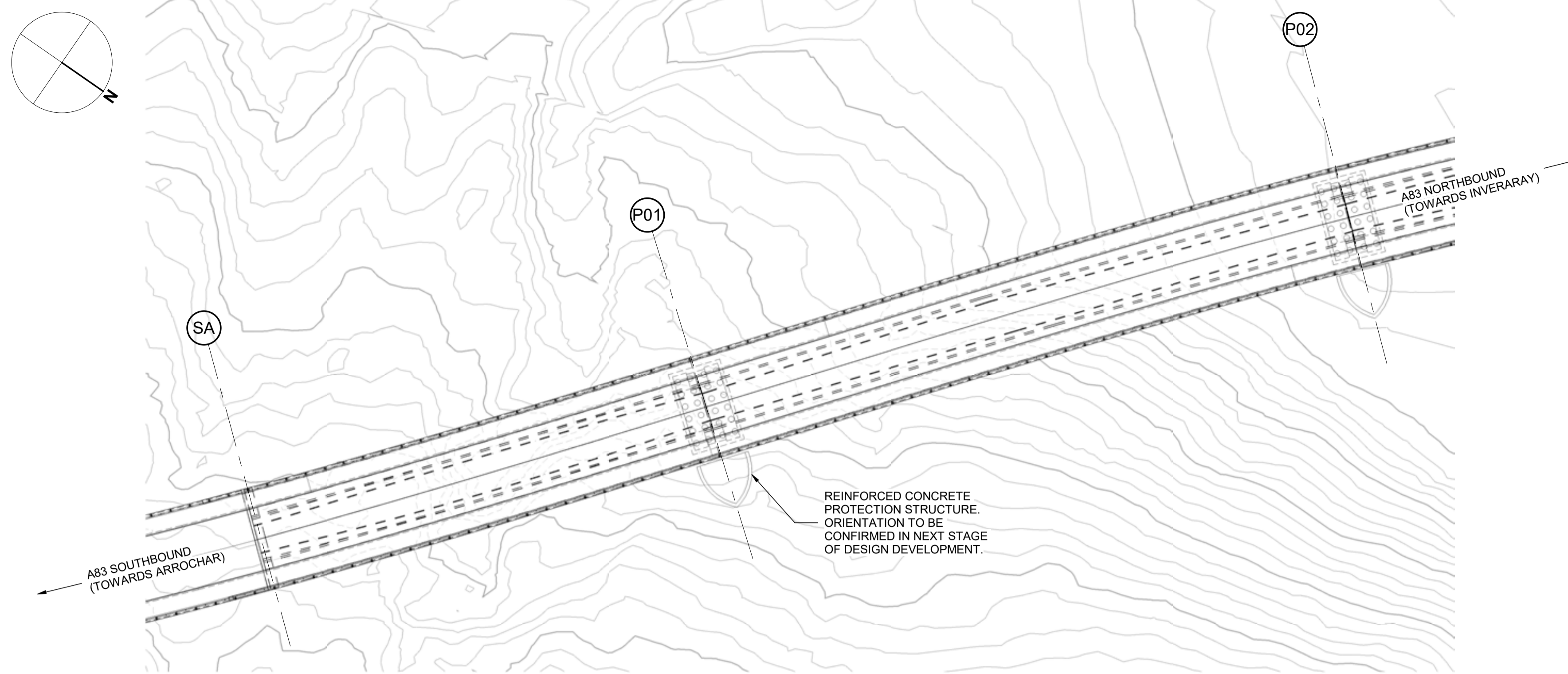
- NOTES**
- ALL DIMENSIONS ARE IN MILLIMETRES AND CHAINAGES IN METRES UNLESS OTHERWISE SPECIFIED.
  - ALL LEVELS ARE IN METRES (ABOVE ORDNANCE DATUM) UNLESS STATED OTHERWISE.
  - STRUCTURAL DIMENSIONS SHOWN ARE INDICATIVE AND SUBJECT TO CHANGE TO FURTHER DESIGN DEVELOPMENT.
  - FOUNDATION DETAILS SHOWN ARE INDICATIVE & SUBJECT TO CHANGE FOLLOWING GROUND INVESTIGATION.

Description						
Status	Revision	Drawn	Checked	Reviewed	Authorised	Issue Date
Description						
Status	Revision	Drawn	Checked	Reviewed	Authorised	Issue Date
Description						
Status	Revision	Drawn	Checked	Reviewed	Authorised	Issue Date
Description						
Status	Revision	Drawn	Checked	Reviewed	Authorised	Issue Date
S4	P01	KS	JV	DWL	RG	19/05/23

Project Stage / Design Fix	DMRB Stage 2	State	Preliminary
Status	S4	Drawing Suitability	FOR STAGE APPROVAL
Project Title	A83 AAB		
Drawing Title	PURPLE OPTION BALANCED CANTILEVER METHOD GENERAL ARRANGEMENT TYPICAL DETAILS		
Client			
Project	A83AAB	Originator	AWJ
Volume	LTS_LD1	Role	SBR
Location	DR - CB - 000002	Number	
Original Size	A1	Scale	As indicated
Project Ref. No.	5204594	Sheet	2 of 8
Rev	P01		

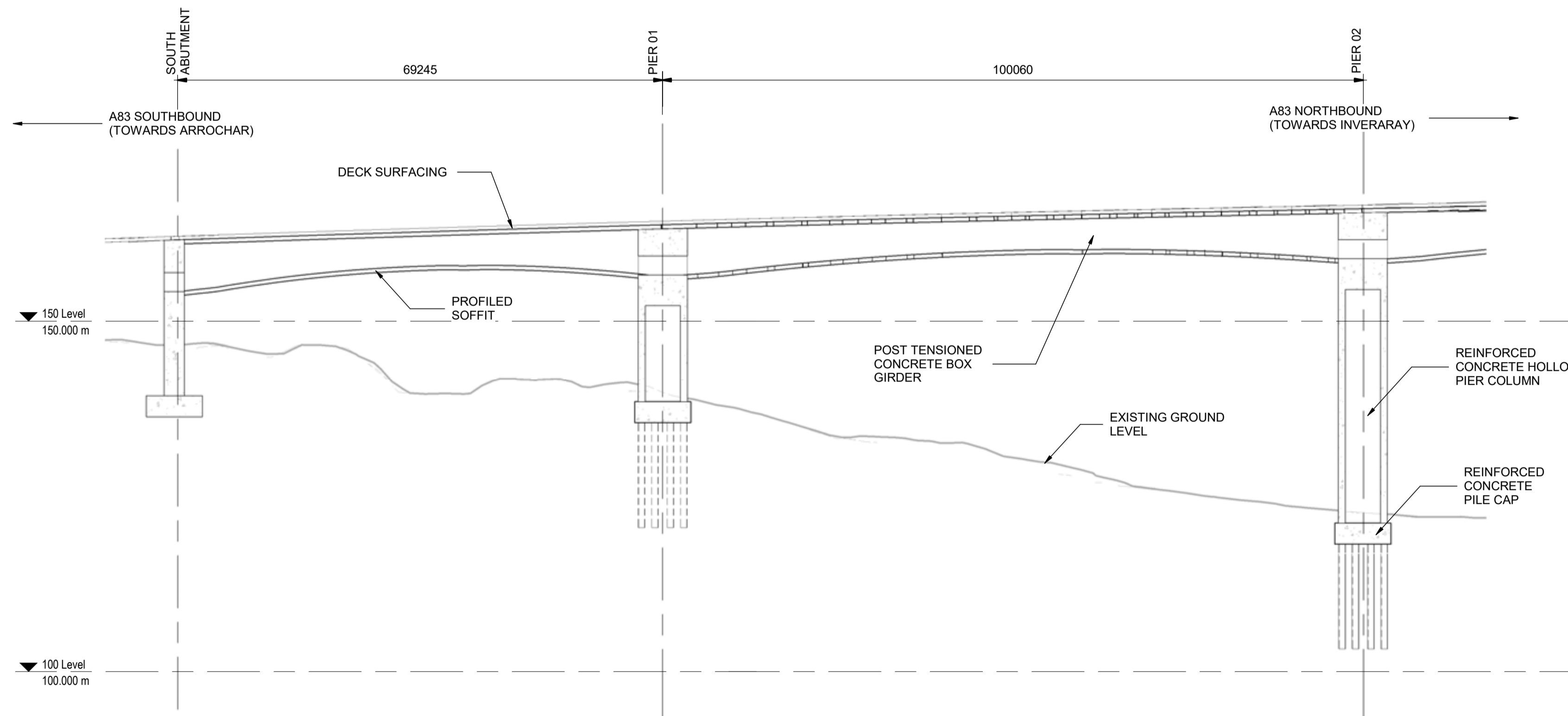
Atkins Project Number: See ATK\_ProjectCode

DO NOT SCALE  
0 10 100  
Millimetres



**PLAN SOUTH ABUTMENT TO PIER 02**

SCALE 1 : 500



**CENTRELINE SECTION SOUTH ABUTMENT TO PIER 02**

SCALE 1 : 500

**NOTES**

- ALL DIMENSIONS ARE IN MILLIMETRES AND CHAINAGES IN METRES UNLESS OTHERWISE SPECIFIED.
- ALL LEVELS ARE IN METRES (ABOVE ORDNANCE DATUM) UNLESS STATED OTHERWISE.
- STRUCTURAL DIMENSIONS SHOWN ARE INDICATIVE AND SUBJECT TO CHANGE TO FURTHER DESIGN DEVELOPMENT.
- FOUNDATION DETAILS SHOWN ARE INDICATIVE & SUBJECT TO CHANGE FOLLOWING GROUND INVESTIGATION.

Description	Status	Revision	Drawn	Checked	Reviewed	Authorised	Issue Date
Description	S4	P01	KS	JV	DWL	RG	19/05/23
STAGE 2 ISSUE							

Status: S4 Drawing Suitability: FOR STAGE APPROVAL

**ATKINS** *wsp*  
Member of the SNC-Lavalin Group

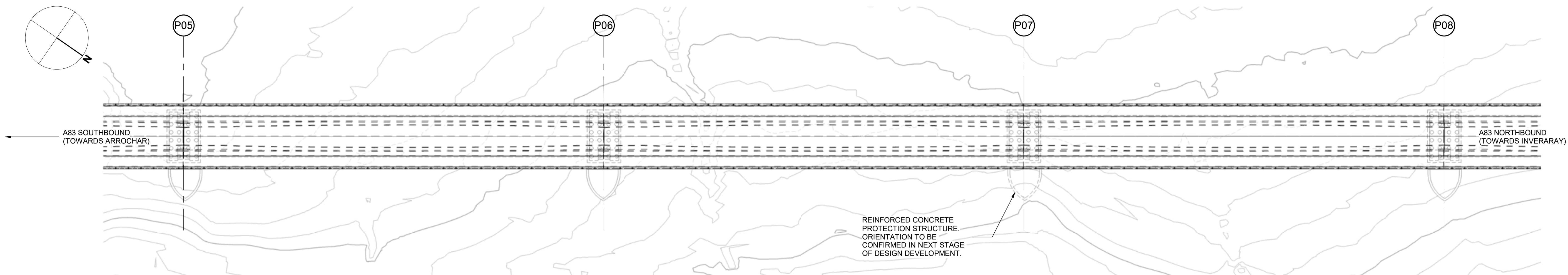
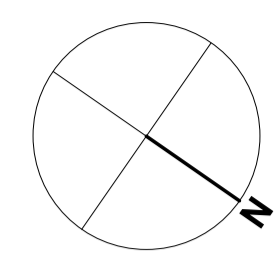
**TRANSPORT SCOTLAND**  
COMHDAIL ALBA

Project Stage / Design Fix	DMRB Stage 2	State	Preliminary
Project Title	A83 AAB		
Drawing Title	PURPLE OPTION BALANCED CANTILEVER METHOD GENERAL ARRANGEMENT SOUTH ABUTMENT TO PIER 02		
Drawing Number	A83AAB - LTS_LD1	Originator	AWJ - SBR - DR - CB - 000003
Client	TRANSPORT SCOTLAND COMHDAIL ALBA		
Location	A1	Scale	As indicated
Project Ref. No.	5204594	Sheet	3 of 8
Rev.	P01	Number	8

Atkins Project Number: See ATK\_ProjectCode

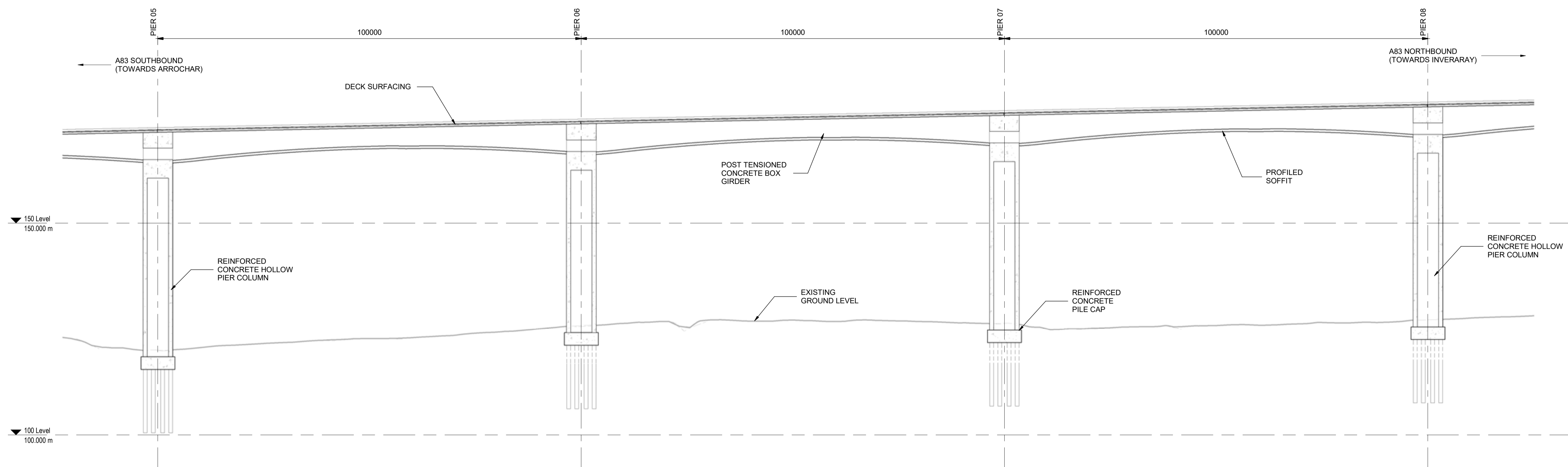


Millimetres  
0 10 100  
DO NOT SCALE



**PLAN PIER 05 TO PIER 08**

SCALE 1 : 500



**CENTRELINE SECTION PIER 05 TO PIER 08**

SCALE 1 : 500

**NOTES**

- 1. ALL DIMENSIONS ARE IN MILLIMETRES AND CHAINAGES IN METRES UNLESS OTHERWISE SPECIFIED.
- 2. ALL LEVELS ARE IN METRES (ABOVE ORDNANCE DATUM) UNLESS STATED OTHERWISE.
- 3. STRUCTURAL DIMENSIONS SHOWN ARE INDICATIVE AND SUBJECT TO CHANGE TO FURTHER DESIGN DEVELOPMENT.
- 4. FOUNDATION DETAILS SHOWN ARE INDICATIVE & SUBJECT TO CHANGE FOLLOWING GROUND INVESTIGATION.

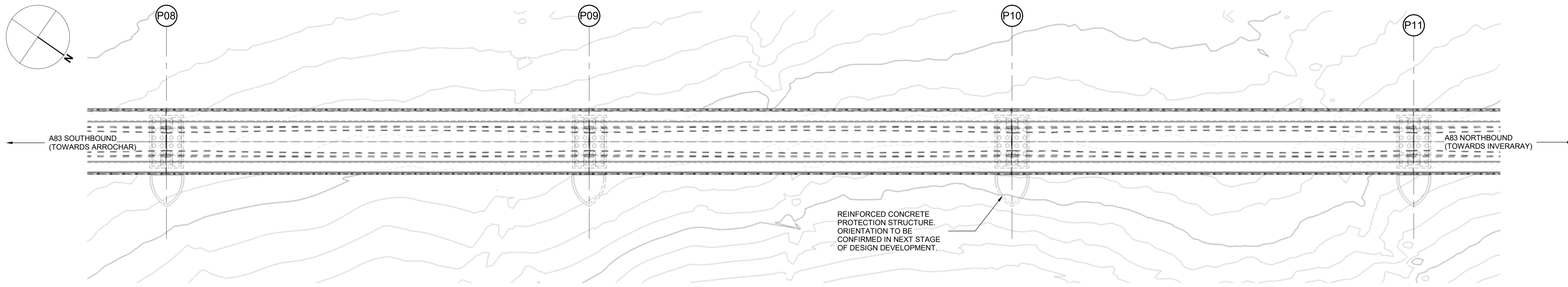
Description		Status	Revision	Drawn	Checked	Reviewed	Authorised	Issue Date
Description		S4	P01	KS	JV	DWL	RG	19/05/23

Status	S4	Drawing Suitability	FOR STAGE APPROVAL
 Member of the SNC-Lavalin Group		Project Title <b>A83 AAB</b>	
 COMHDAIL ALBA		Drawing Number / Project A83AAB - AWJ - SBR - LTS_LD1 - DR - CB - 000005	

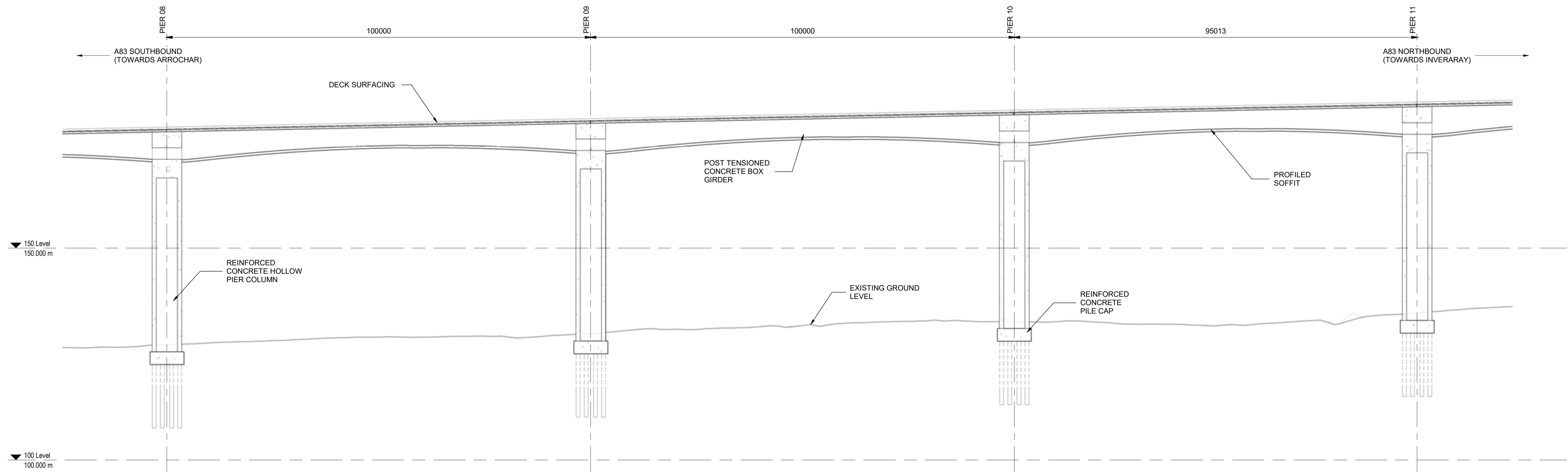
Project Stage / Design Fix	DMRB Stage 2	State	Preliminary
Location	A1	Scale	As indicated
Project Ref. No.	5204594	Sheet	5 of 8
Rev	P01	Volume	-

Atkins Project Number: See ATC\_ProjectCode

DO NOT SCALE  
Millimetres  
0 10 100



**PLAN PIER 08 TO PIER 11**  
SCALE 1 : 500



**CENTRELINE SECTION PIER 08 TO PIER 11**  
SCALE 1 : 500

**NOTES**

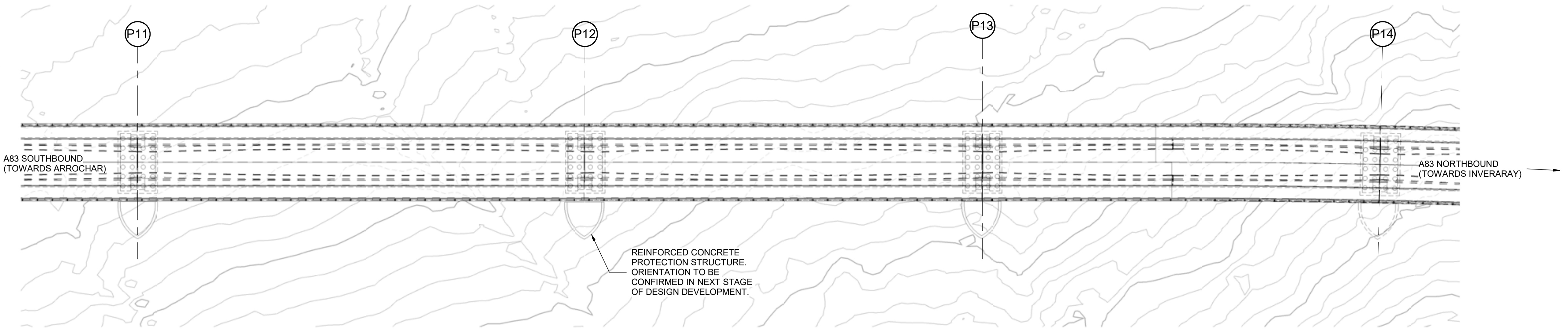
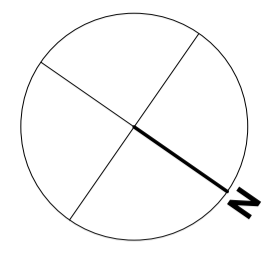
1. ALL DIMENSIONS ARE IN MILLIMETRES AND CHAINAGES IN METRES UNLESS OTHERWISE SPECIFIED.
2. ALL LEVELS ARE IN METRES (ABOVE ORDNANCE DATUM) UNLESS STATED OTHERWISE.
3. STRUCTURAL DIMENSIONS SHOWN ARE INDICATIVE AND SUBJECT TO CHANGE TO FURTHER DESIGN DEVELOPMENT.
4. FOUNDATION DETAILS SHOWN ARE INDICATIVE & SUBJECT TO CHANGE FOLLOWING GROUND INVESTIGATION.

Description	Status	Revision	Drawn	Checked	Reviewed	Authorised	Issue Date
Description <b>STAGE 2 ISSUE</b>	Status S4	Revision P01	Drawn KS	Checked JV	Reviewed DWL	Authorised RG	Issue Date 19/05/23

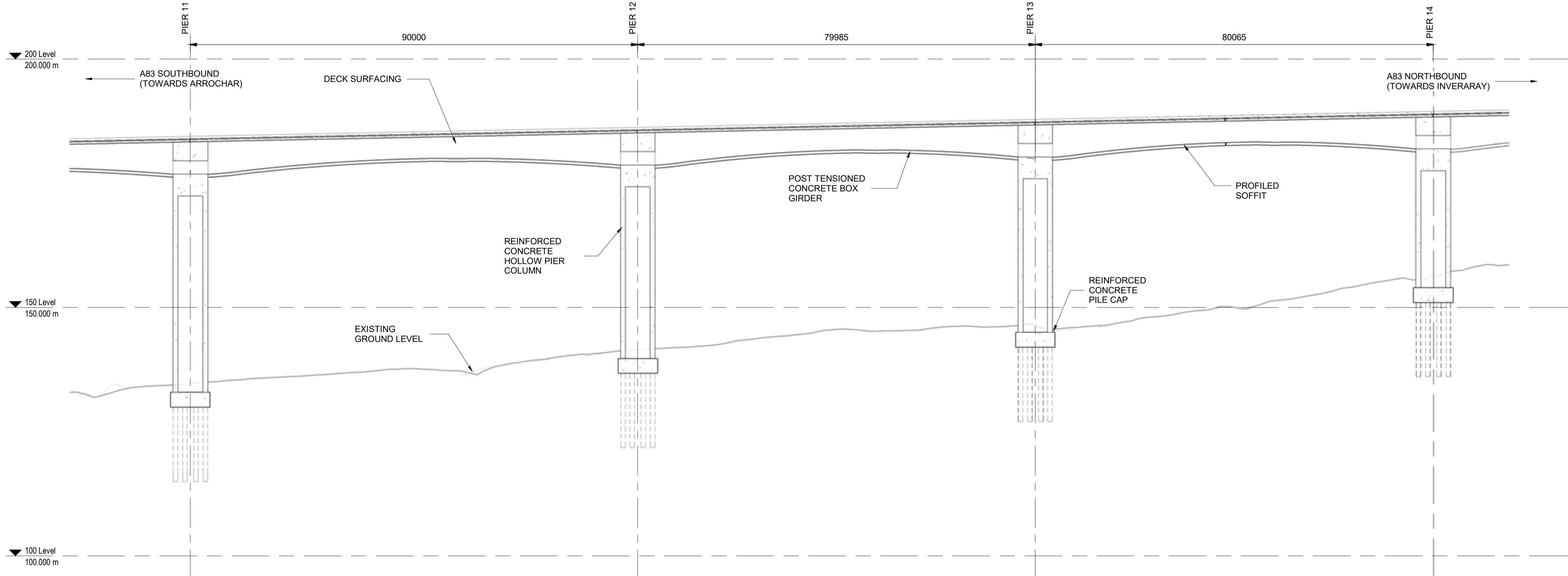
Project Stage / Design Fix DMRB Stage 2	State Preliminary	Project Title <b>A83 AAB</b>
Status S4	Drawing Suitability <b>FOR STAGE APPROVAL</b>	Drawing Title <b>PURPLE OPTION BALANCED CANTILEVER METHOD GENERAL ARRANGEMENT PIER 08 TO PIER 11</b>
<p>Member of the SNC-Lavalin Group</p>		Drawing Number Project A83AAB - AWJ - SBR - LTS_LD1 - DR - CB - 000006
		Client 
		Location Type Role Number Number Rev P01

Atkins Project Number: See  
ATK\_ProjectCode

DO NOT SCALE



**PLAN PIER 11 TO PIER 14**  
SCALE 1 : 500



**CENTRELINE SECTION PIER 11 TO PIER 14**  
SCALE 1 : 500

**NOTES**

1. ALL DIMENSIONS ARE IN MILLIMETRES AND CHAINAGES IN METRES UNLESS OTHERWISE SPECIFIED.
2. ALL LEVELS ARE IN METRES (ABOVE ORDNANCE DATUM) UNLESS STATED OTHERWISE.
3. STRUCTURAL DIMENSIONS SHOWN ARE INDICATIVE AND SUBJECT TO CHANGE TO FURTHER DESIGN DEVELOPMENT.
4. FOUNDATION DETAILS SHOWN ARE INDICATIVE & SUBJECT TO CHANGE FOLLOWING GROUND INVESTIGATION.

Description						
Status	Revision	Drawn	Checked	Reviewed	Authorised	Issue Date
Description						
Status	Revision	Drawn	Checked	Reviewed	Authorised	Issue Date
Description						
Status	Revision	Drawn	Checked	Reviewed	Authorised	Issue Date
Description						
Status	Revision	Drawn	Checked	Reviewed	Authorised	Issue Date
Description						
STAGE 2 ISSUE						
Status	Revision	Drawn	Checked	Reviewed	Authorised	Issue Date
S4	P01	KS	JV	DWL	RG	19/05/23

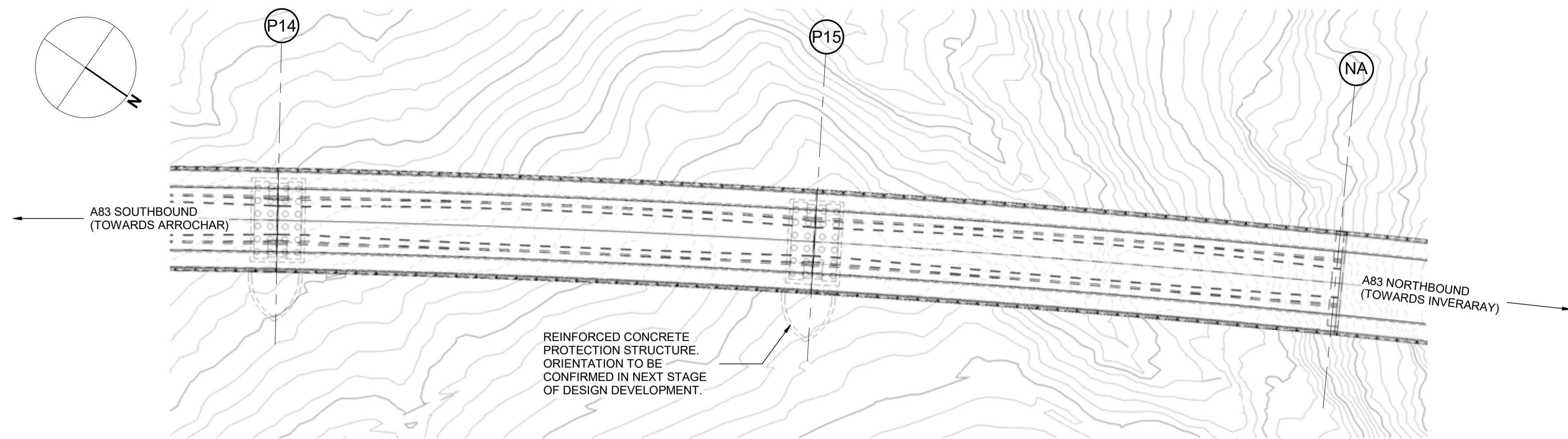
Status: S4 Drawing Suitability: FOR STAGE APPROVAL

Client: TRANSPORT SCOTLAND / COMHDAIL ALBA

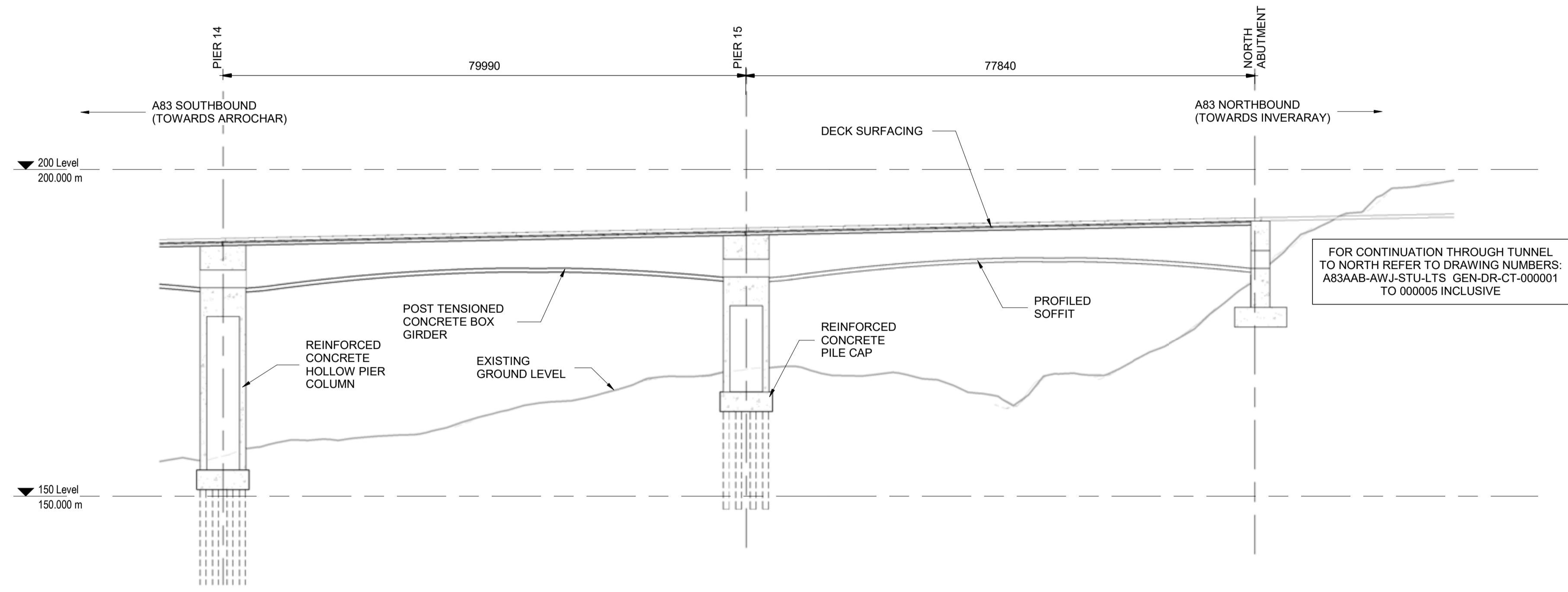
Project Stage / Design Fix	DMRB Stage 2	State	Preliminary
Project Title			
A83 AAB			
Drawing Title			
PURPLE OPTION BALANCED CANTILEVER METHOD GENERAL ARRANGEMENT PIER 11 TO PIER 14			
Drawing Number	Originator	Volume	
A83AAB - LTS_LD1	AWJ	SBR	
Project	Type	Role	Number
		DR	CB - 000007
Location	Scale	Project Ref. No.	Sheet
	As indicated	5204594	7 of 8
Original Size	Scale	Project Ref. No.	Rev
A1	As indicated	5204594	P01

DO NOT SCALE

Millimetres  
0 10 100



**PLAN PIER 14 TO NORTH ABUTMENT**  
SCALE 1 : 500



**CENTRELINE SECTION PIER 14 TO NORTH ABUTMENT**  
SCALE 1 : 500

**NOTES**

1. ALL DIMENSIONS ARE IN MILLIMETRES AND CHAINAGES IN METRES UNLESS OTHERWISE SPECIFIED.
2. ALL LEVELS ARE IN METRES (ABOVE ORDNANCE DATUM) UNLESS STATED OTHERWISE.
3. STRUCTURAL DIMENSIONS SHOWN ARE INDICATIVE AND SUBJECT TO CHANGE TO FURTHER DESIGN DEVELOPMENT.
4. FOUNDATION DETAILS SHOWN ARE INDICATIVE & SUBJECT TO CHANGE FOLLOWING GROUND INVESTIGATION.

Description	Status	Revision	Drawn	Checked	Reviewed	Authorised	Issue Date
	S4	P01	KS	JV	DWL	RG	19/05/23

Status: S4 | Drawing Suitability: FOR STAGE APPROVAL

**ATKINS** **wsp**  
Member of the SNC-Lavalin Group

**TRANSPORT SCOTLAND**  
COMHDAIL ALBA

Project Stage / Design Fix: DMRB Stage 2	Status: Preliminary
Project Title: A83 AAB	
Drawing Title: PURPLE OPTION BALANCED CANTILEVER METHOD GENERAL ARRANGEMENT PIER 14 TO NORTH ABUTMENT	
Drawing Number: A83AAB - AWJ - SBR - LTS_LD1	Originator: - DR - CB - 000008
Location: A1	Scale: As indicated
Project Ref. No: 5204594	Sheet 8 of 8
Rev: P01	

Atkins Project Number: See ATK\_ProjectCode



---

## Steel-Concrete Composite

[A83AAB-AWJ-SBR-LTS\\_LD1-DR-CB-000101\\_P02.pdf](#) – General Arrangement – Overview

[A83AAB-AWJ-SBR-LTS\\_LD1-DR-CB-000102\\_P01.pdf](#) – General Arrangement – Typical Details

[A83AAB-AWJ-SBR-LTS\\_LD1-DR-CB-000103\\_P01.pdf](#) – General Arrangement – South Abutment to Pier P02

[A83AAB-AWJ-SBR-LTS\\_LD1-DR-CB-000104\\_P01.pdf](#) – General Arrangement – Pier P02 to Pier P05

[A83AAB-AWJ-SBR-LTS\\_LD1-DR-CB-000105\\_P01.pdf](#) – General Arrangement – Pier P05 to Pier P08

[A83AAB-AWJ-SBR-LTS\\_LD1-DR-CB-000106\\_P01.pdf](#) – General Arrangement – Pier P08 to Pier P11

[A83AAB-AWJ-SBR-LTS\\_LD1-DR-CB-000107\\_P01.pdf](#) – General Arrangement – Pier P11 to Pier P14

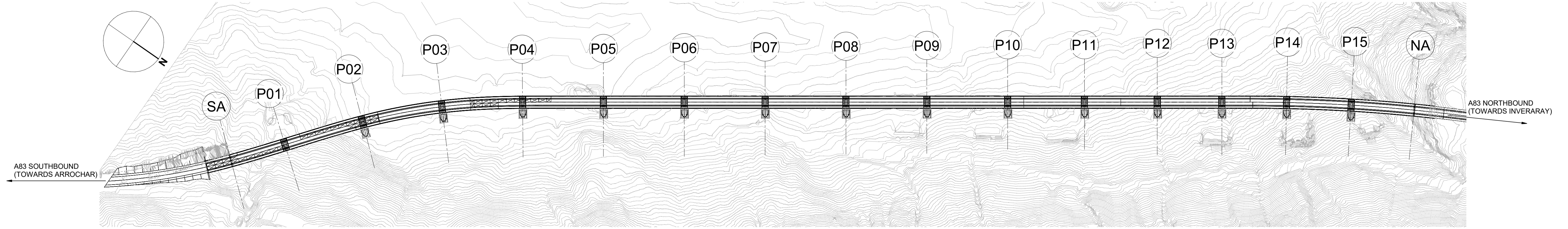
[A83AAB-AWJ-SBR-LTS\\_LD1-DR-CB-000108\\_P01.pdf](#) – General Arrangement – Pier P14 to North Abutment

---

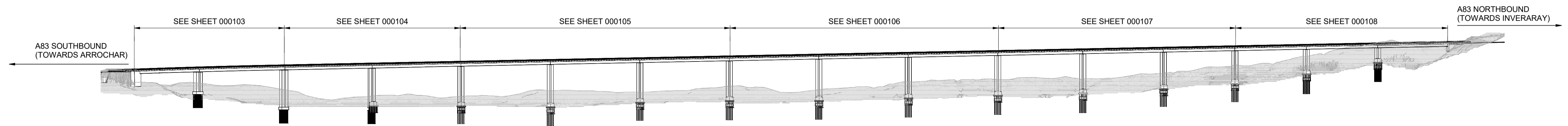
This page is blank.

DO NOT SCALE

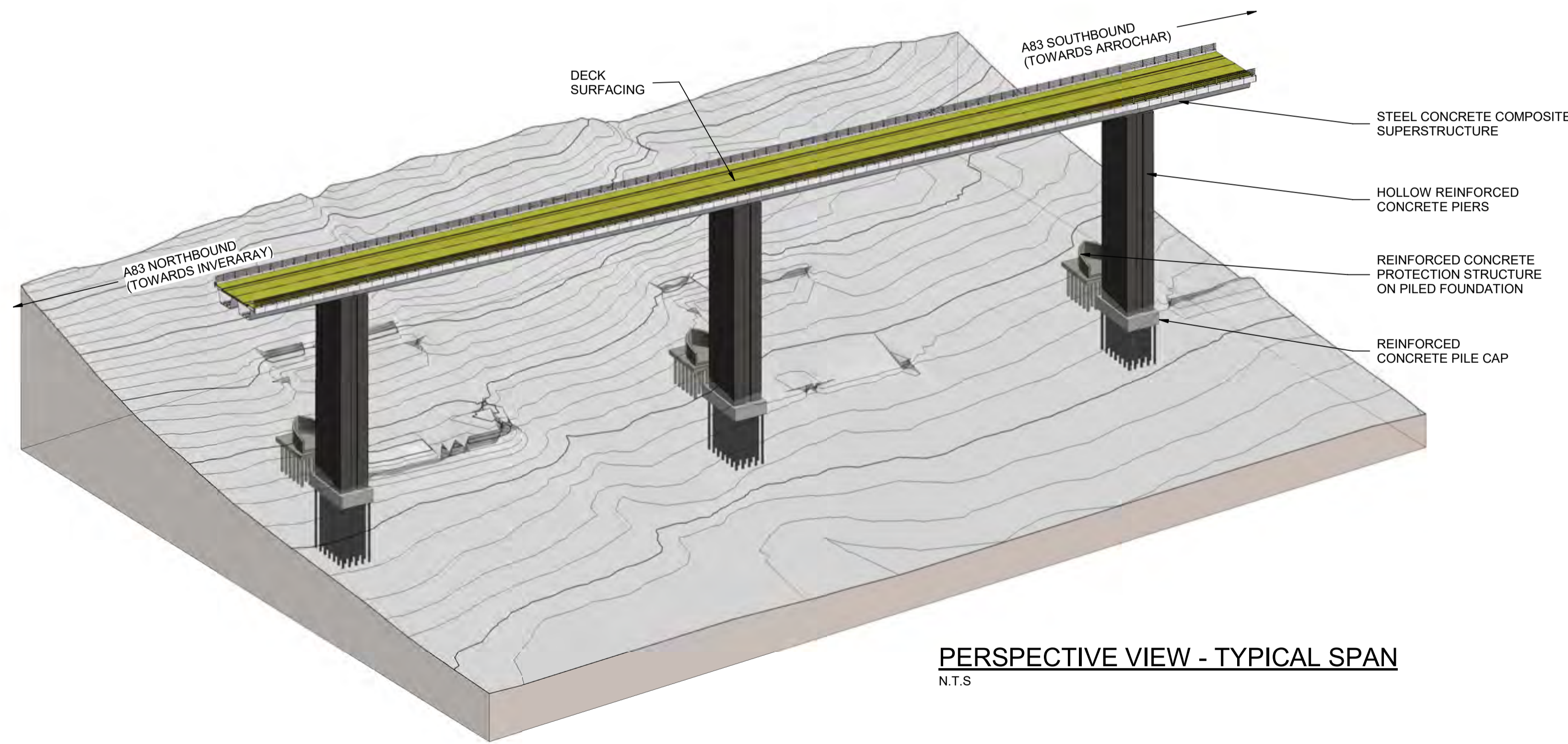
Millimetres  
0 10 100



**PLAN**  
N.T.S





**LONG ELEVATION**  
N.T.S



**PERSPECTIVE VIEW - TYPICAL SPAN**  
N.T.S

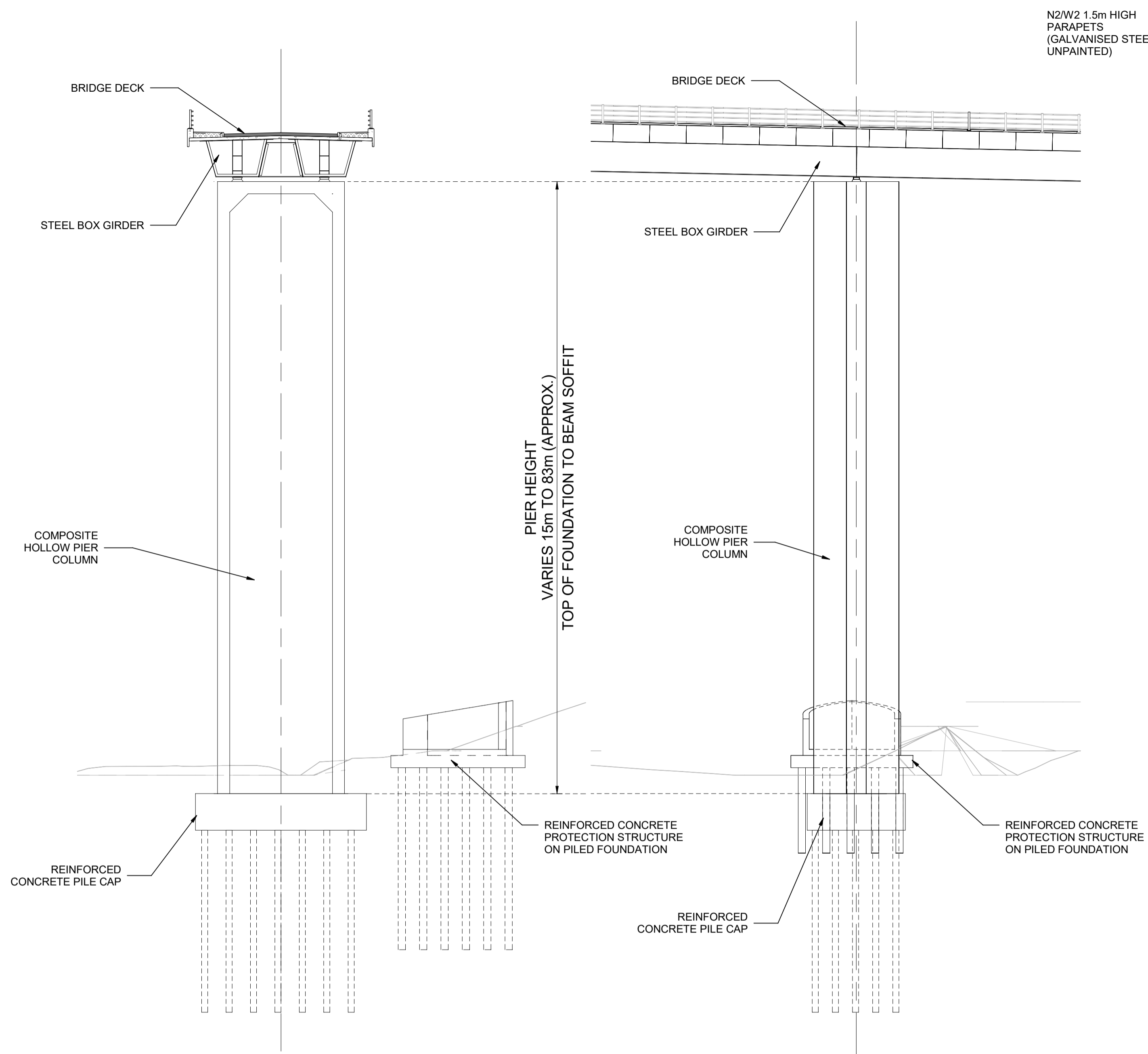
**NOTES**

1. ALL DIMENSIONS ARE IN MILLIMETRES UNLESS STATED OTHERWISE.
2. ALL LEVELS ARE IN METRES (ABOVE ORDNANCE DATUM) UNLESS STATED OTHERWISE.
3. ALL CHAINAGES ARE IN METRES UNLESS STATED OTHERWISE.
4. ALL DIMENSIONS ARE APPROXIMATE AND SUBJECT TO CHANGE TO FURTHER DESIGN DEVELOPMENT.
5. FINISHED DETAIL WILL BE SUBJECT TO DESIGN DEVELOPMENT AT FUTURE STAGES

Description:		Status:	S4			
Description:		Drawing Suitability:	FOR STAGE APPROVAL			
Description:		 <p>Member of the SNC-Lavalin Group</p>				
Description:						
Description:						
Description:						
Description:		Client:	 <p>COMHDHAIL ALBA</p>			
Description: STAGE 2 ISSUE						
S4	P01	KM	DG	CGG	IA	25/05/23
Status	Revision	Drawn	Checked	Reviewed	Authorised	Issue Date

Project Stage / Design Fix:	DMRB STAGE 2	Status:	PRELIMINARY
Project Title:	A83 AAB		
Drawing Title:	PURPLE OPTION STEEL CONCRETE COMPOSITE METHOD GENERAL ARRANGEMENT OVERVIEW		
Drawing Number:	A83AAB	Originator:	AWJ
	LTS_LD1	Volume:	SBR
		Type:	DR - CB - 000101
Original Size:	A1	Scale:	As Shown
Project Ref. No.:	6204594	Sheet:	1 of 8
		Rev:	P01

100  
0 10  
DO NOT SCALE  
Millimetres

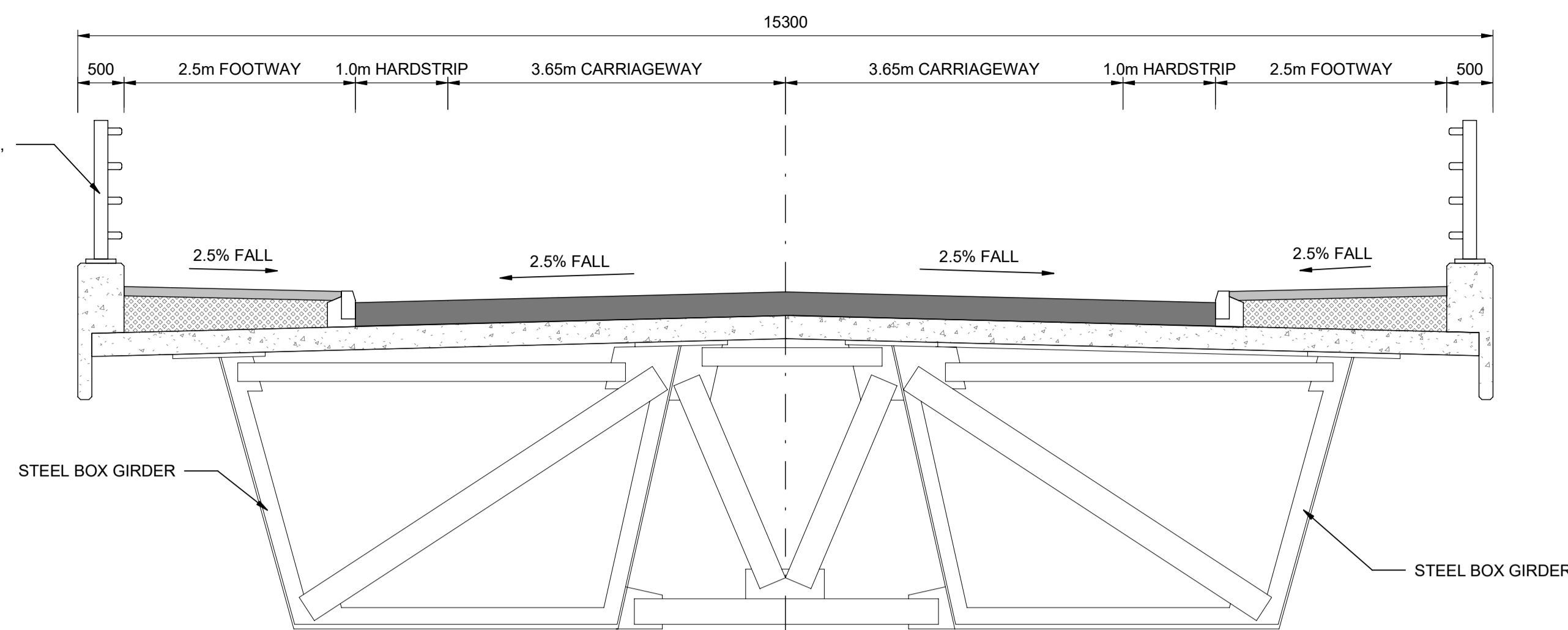


**TYPICAL PIER SECTION**

SCALE 1:250

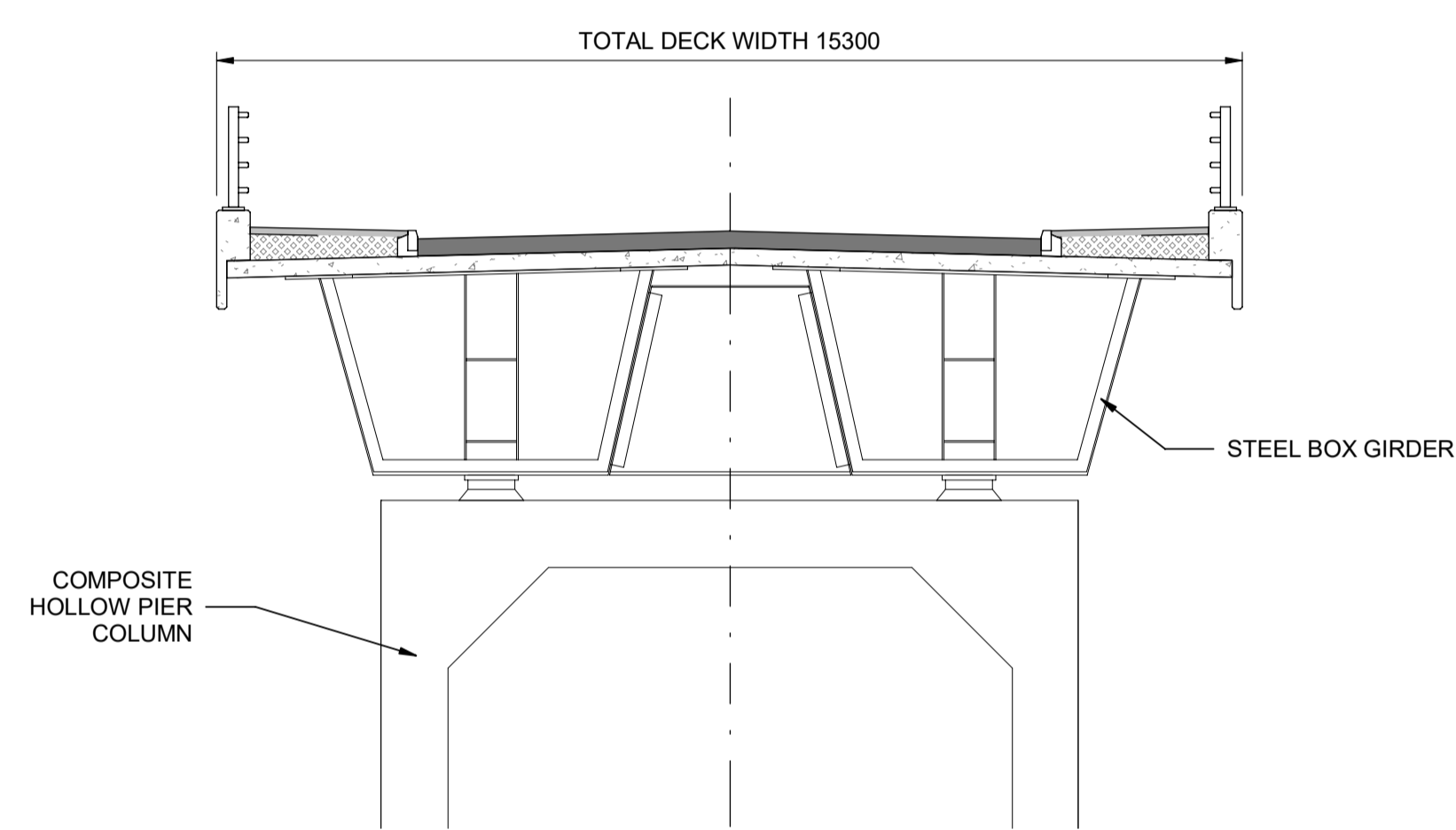
**TYPICAL PIER ELEVATION**

SCALE 1:250



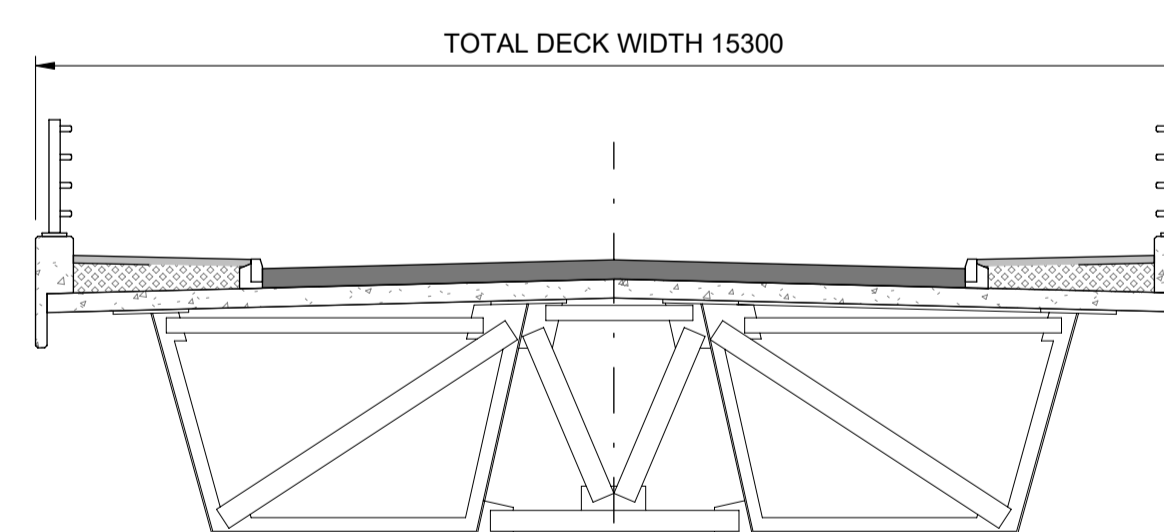
**TYPICAL DECK DETAIL**

SCALE 1:50



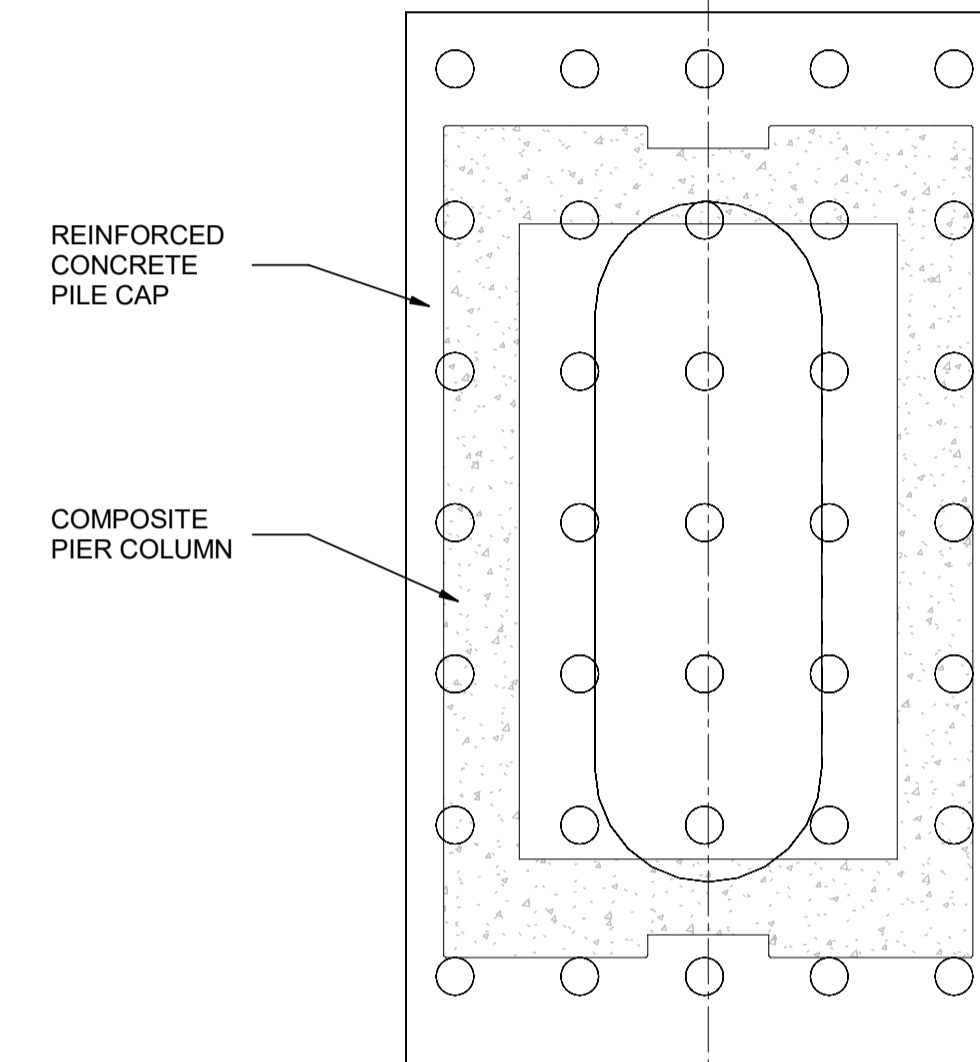
**TYPICAL DECK AT PIER**

SCALE 1:100



**TYPICAL DECK THRO' MID SPAN**

SCALE 1:100



REINFORCED  
CONCRETE  
PROTECTION  
STRUCTURE

REINFORCED  
CONCRETE  
PILE CAP

**TYPICAL PIER FOUNDATION WITH PROTECTION STRUCTURE**

SCALE 1:100

**NOTES**

- 1. ALL DIMENSIONS ARE IN MILLIMETRES UNLESS STATED OTHERWISE.
- 2. ALL LEVELS ARE IN METRES (ABOVE ORDNANCE DATUM) UNLESS STATED OTHERWISE.
- 3. ALL CHAINAGES ARE IN METRES UNLESS STATED OTHERWISE.
- 4. ALL DIMENSIONS ARE APPROXIMATE AND SUBJECT TO CHANGE TO FURTHER DESIGN DEVELOPMENT.
- 5. FINISHED DETAIL WILL BE SUBJECT TO DESIGN DEVELOPMENT AT FUTURE STAGES

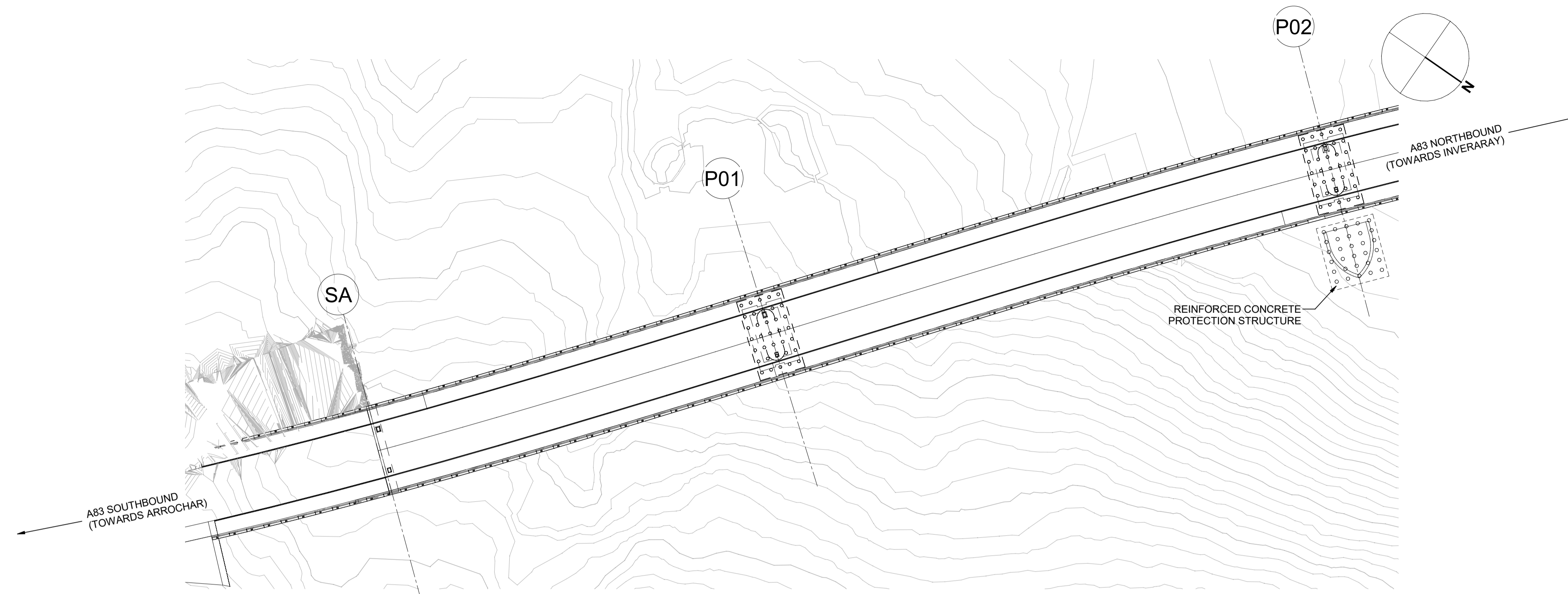
Description:					
Description:					
Description:					
Description:					
Description:					
Description:					
Description:					
Description:					
Description:					
Description:					
Description:					
Description:					
Description:					
Description: STAGE 2 ISSUE					
S4	PD1	KM	DG	CGG	IA
Status	Revision	Drawn	Checked	Reviewed	Authorised
					25/05/23
					Issue Date

Status: **S4** Drawing Suitability: **FOR STAGE APPROVAL**

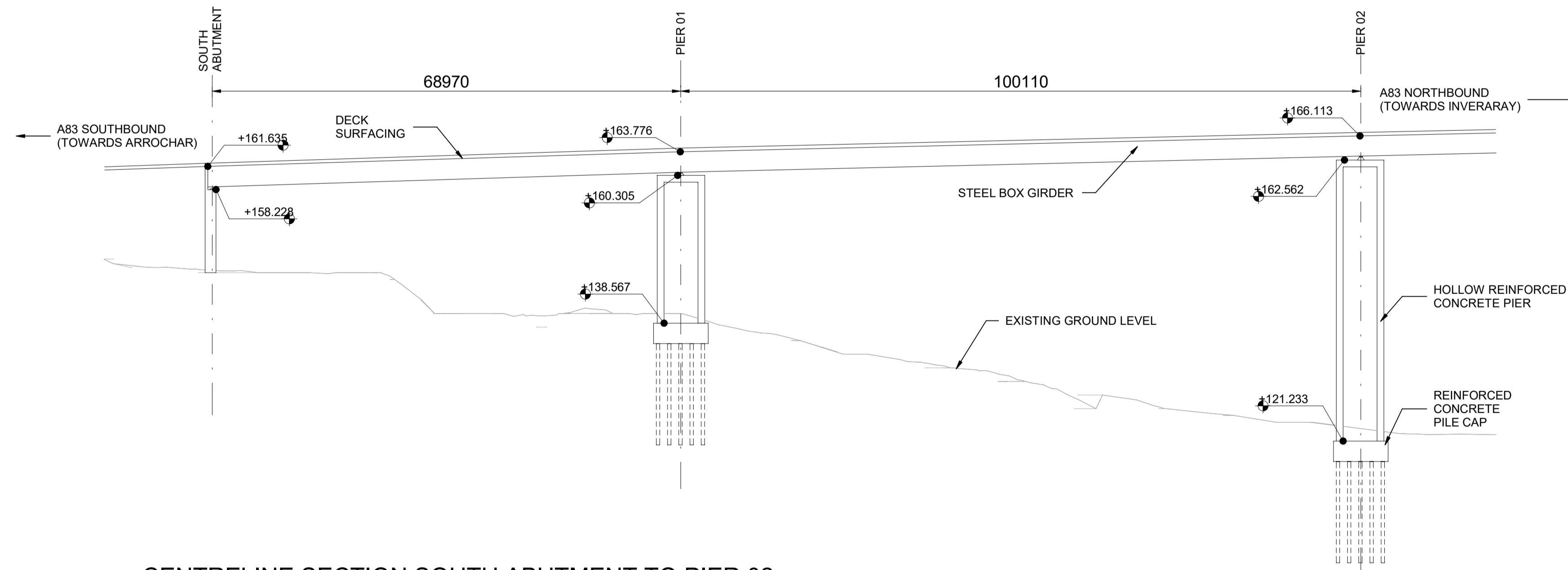
**ATKINS** **WSP**  
Member of the SNC-Lavalin Group

Client: **TRANSPORT SCOTLAND**  
COMHDHAIL ALBA

Project Stage / Design Fix:	DMRB STAGE 2	Status:	PRELIMINARY
Project Title:	<b>A83 AAB</b>		
Drawing Title:	PURPLE OPTION STEEL CONCRETE COMPOSITE METHOD GENERAL ARRANGEMENT TYPICAL DETAILS		
Drawing Number:			
Project:	A83AAB	Originator:	AWJ - SBR
	LTS_LD1		- DR - CB - 000102
Location:		Type:	Role: Number
Original Size:	A1	Scale: As Shown	Project Ref. No: 6204594
			Sheet: 2 of 8
			Rev: P01





**PLAN SOUTH ABUTMENT TO PIER 02**  
SCALE 1 : 500



**CENTRELINE SECTION SOUTH ABUTMENT TO PIER 02**  
SCALE 1 : 500

**NOTES**

- 1. ALL DIMENSIONS ARE IN MILLIMETRES UNLESS STATED OTHERWISE.
- 2. ALL LEVELS ARE IN METRES (ABOVE ORDANCE DATUM) UNLESS STATED OTHERWISE.
- 3. ALL CHAINAGES ARE IN METRES UNLESS STATED OTHERWISE.
- 4. ALL DIMENSIONS ARE APPROXIMATE AND SUBJECT TO CHANGE TO FURTHER DESIGN DEVELOPMENT.
- 5. FINISHED DETAIL WILL BE SUBJECT TO DESIGN DEVELOPMENT AT FUTURE STAGES

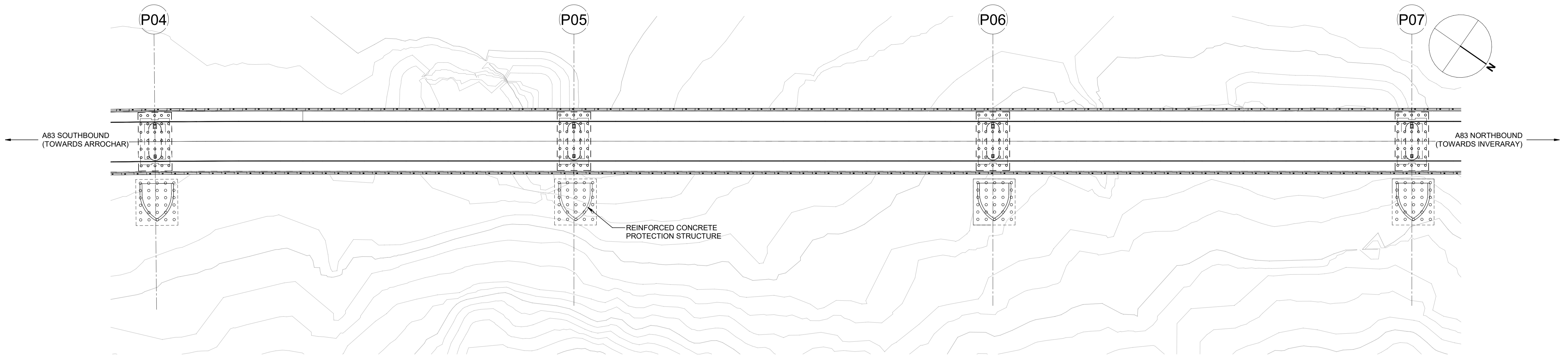
Description:		Status	Drawing Suitability				
		S4	FOR STAGE APPROVAL				
Description:			 Member of the SNC-Lavalin Group				
Description:							
Description:							
Description:							
Description:							
Description:							
Description:		Client		 CÒMHDHAIL ALBA			
Description: STAGE 2 ISSUE							
S4	P01	KM	DG		CGG	IA	25/05/23
Status	Revision	Drawn	Checked		Reviewed	Authorised	Issue Date

Project Stage / Design Fix	DMRB STAGE 2	State	PRELIMINARY
Project Title <b>A83 AAB</b>			
Drawing Title <b>PURPLE OPTION STEEL CONCRETE COMPOSITE METHOD GENERAL ARRANGEMENT PLAN SOUTH ABUTMENT TO PIER 02</b>			
Drawing Number	Originator	Volume	
A83AAB	- AWJ -	- SBR -	
LTS_LD1 - DR - CB - 000103			
Location	Type	Role	Number
Original Size	A1	Scale	As Shown
Project Ref. No.	6204594	Sheet	3 of 8
Rev.	P01		

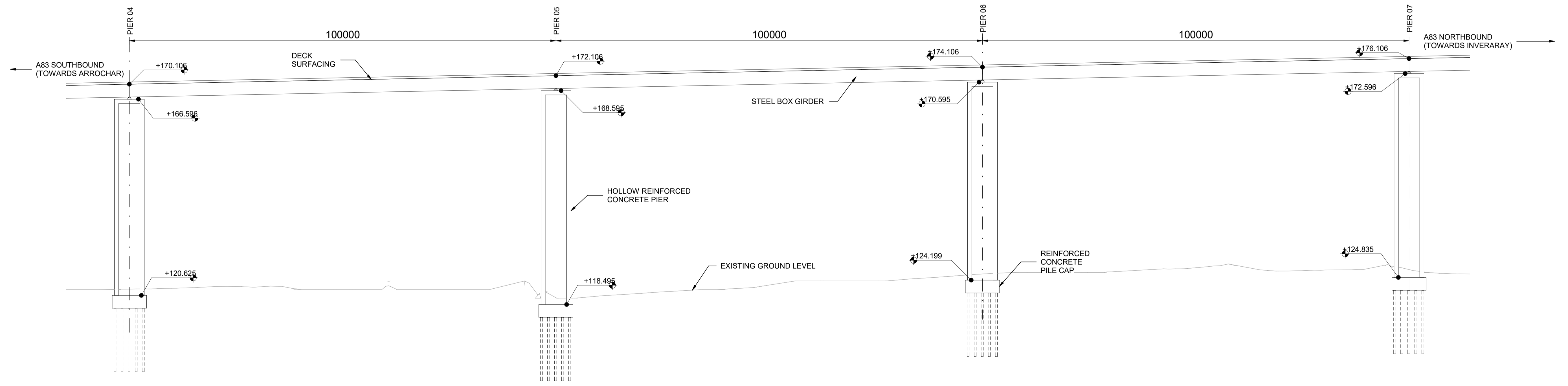


DO NOT SCALE

Millimetres  
0 10 100



**PLAN PIER 04 TO PIER 07**  
SCALE 1 : 500



**CENTRELINE SECTION PIER 04 TO PIER 07**  
SCALE 1 : 500

**NOTES**

1. ALL DIMENSIONS ARE IN MILLIMETRES UNLESS STATED OTHERWISE.
2. ALL LEVELS ARE IN METRES (ABOVE ORDNANCE DATUM) UNLESS STATED OTHERWISE.
3. ALL CHAINAGES ARE IN METRES UNLESS STATED OTHERWISE.
4. ALL DIMENSIONS ARE APPROXIMATE AND SUBJECT TO CHANGE TO FURTHER DESIGN DEVELOPMENT.
5. FINISHED DETAIL WILL BE SUBJECT TO DESIGN DEVELOPMENT AT FUTURE STAGES

Description:		Status	S4	Drawing Substability	FOR STAGE APPROVAL
Description:					
Description:					
Description:					
Description:					
Description:					
Description:					
Description:					
Description:					
Description:					
Description:					
Description:					
Description:					
Description:					
Description:					
Description: STAGE 2 ISSUE					
S4	PD1	KM	DG	CGG	IA
Status	Revision	Drawn	Checked	Reviewed	Authorised
				25/05/23	Issue Date

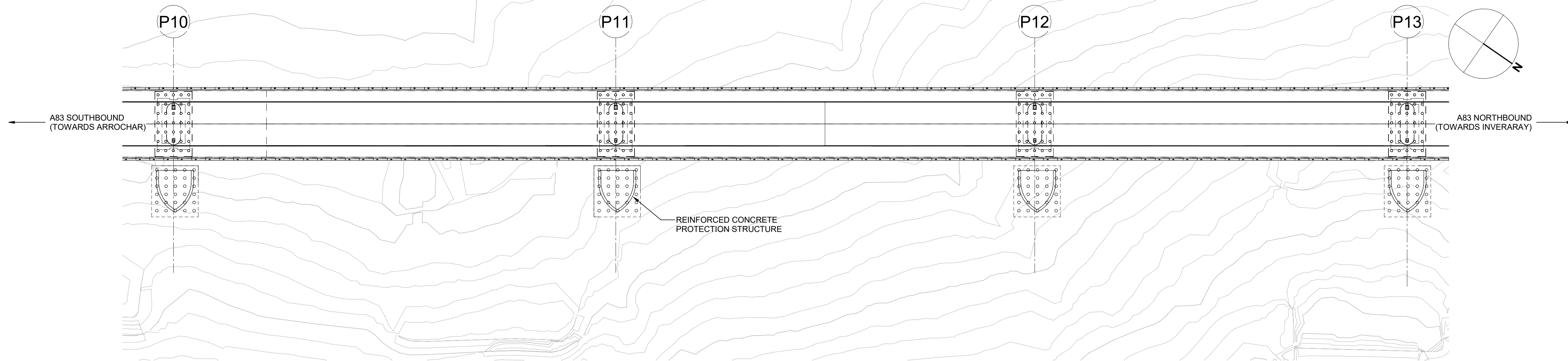
Client: **TRANSPORT SCOTLAND** CÒMHDHAIL ALBA

Project Stage / Design Fix	DMRB STAGE 2	State	PRELIMINARY
Project Title <b>A83 AAB</b>			
Drawing Title PURPLE OPTION STEEL CONCRETE COMPOSITE METHOD GENERAL ARRANGEMENT PLAN PIER 04 TO PIER 07			
Drawing Number	Project Originator Volume A83AAB - AWJ - SBR -		
Location	LTS_LD1 - DR - CB - 000105		
Original Size: A1	Scale: As Shown	Project Ref. No.: 5204594	Sheet: 5 of 8 Rev: P01

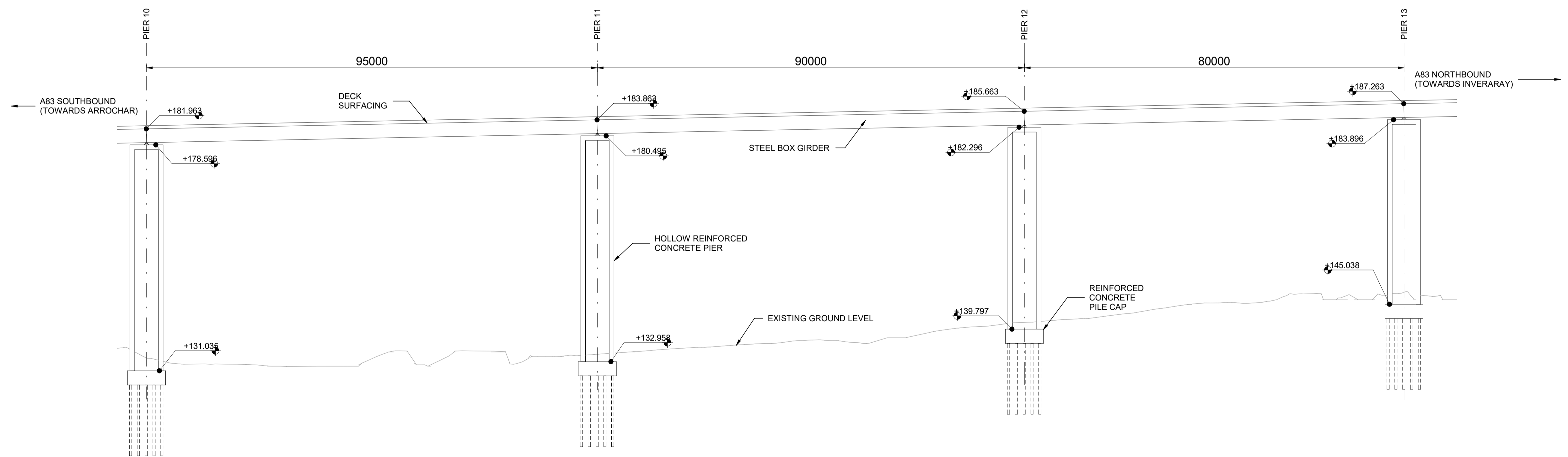




DO NOT SCALE  
Millimetres  
0 10 100



**PLAN PIER 10 TO PIER 13**  
SCALE 1 : 500



**CENTRELINE SECTION PIER 10 TO PIER 13**  
SCALE 1 : 500

**NOTES**

1. ALL DIMENSIONS ARE IN MILLIMETRES UNLESS STATED OTHERWISE.
2. ALL LEVELS ARE IN METRES (ABOVE ORDNANCE DATUM) UNLESS STATED OTHERWISE.
3. ALL CHAINAGES ARE IN METRES UNLESS STATED OTHERWISE.
4. ALL DIMENSIONS ARE APPROXIMATE AND SUBJECT TO CHANGE TO FURTHER DESIGN DEVELOPMENT.
5. FINISHED DETAIL WILL BE SUBJECT TO DESIGN DEVELOPMENT AT FUTURE STAGES

Description:						
Description:						
Description:						
Description:						
Description:						
Description:						
Description:						
Description:						
Description:						
Description:						
Description:						
Description:						
Description:						
Description:						
Description:						
Description: STAGE 2 ISSUE						
S4	PD1	KM	DG	CGG	IA	25/05/23
Status	Revision	Drawn	Checked	Reviewed	Authorised	Issue Date

Status: S4

Drawing Subability: FOR STAGE APPROVAL

Member of the SNC-Lavalin Group

Client: TRANSPORT SCOTLAND COMHDHAIL ALBA

Project Stage / Design Fix: DMRB STAGE 2

Status: PRELIMINARY

Project Title: A83 AAB

Drawing Title: PURPLE OPTION STEEL CONCRETE COMPOSITE METHOD GENERAL ARRANGEMENT PLAN PIER 10 TO PIER 13

Drawing Number: A83AAB - AWJ - SBR - LTS\_LD1 - DR - CB - 000107

Original Size: A1

Scale: As Shown

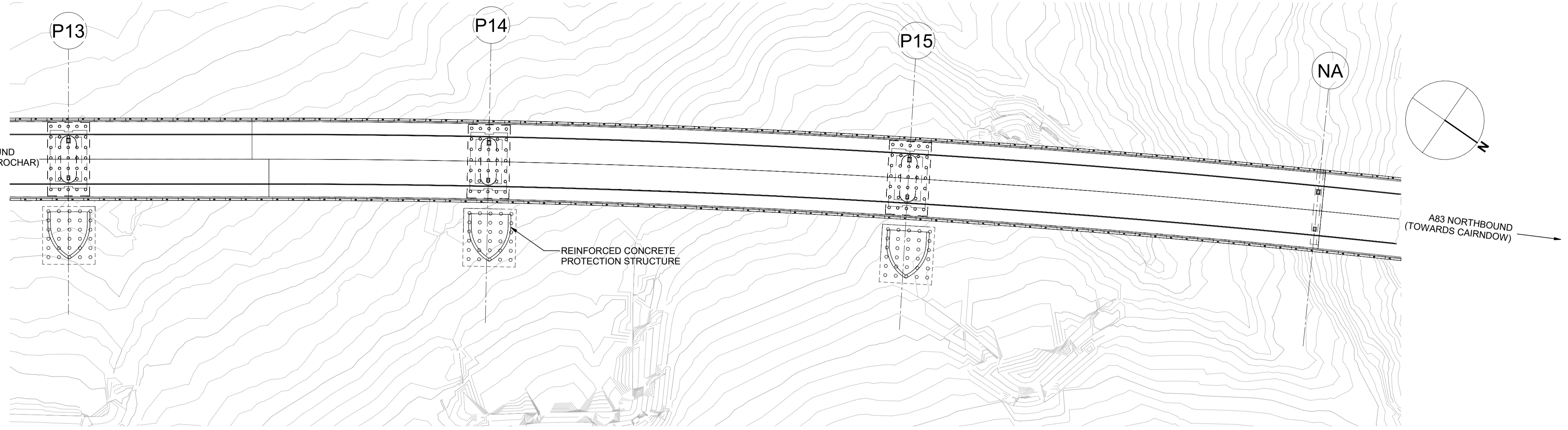
Project Ref. No.: 6204594

Sheet: 7 of 8

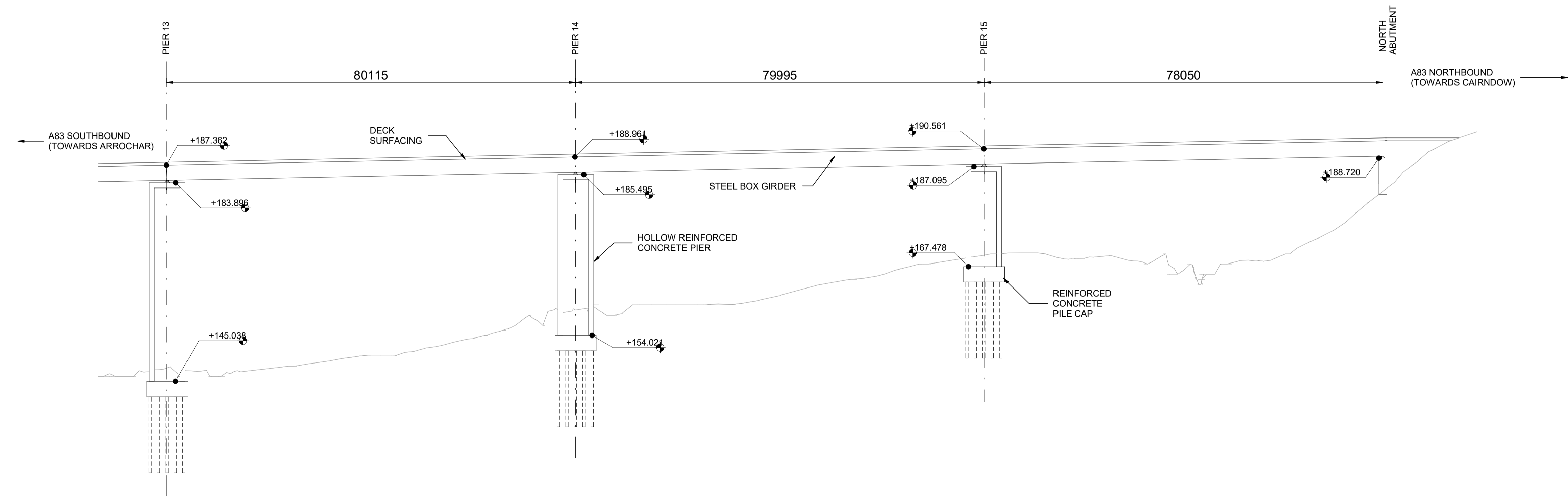
Rev: P01

DO NOT SCALE

Millimetres  
0 10 100



**PLAN PIER 13 TO NORTH ABUTMENT**  
SCALE 1:500



**CENTRELINE SECTION PIER 13 TO NORTH ABUTMENT**  
SCALE 1:500

- NOTES**
1. ALL DIMENSIONS ARE IN MILLIMETRES UNLESS STATED OTHERWISE.
  2. ALL LEVELS ARE IN METRES (ABOVE ORDNANCE DATUM) UNLESS STATED OTHERWISE.
  3. ALL CHAINAGES ARE IN METRES UNLESS STATED OTHERWISE.
  4. ALL DIMENSIONS ARE APPROXIMATE AND SUBJECT TO CHANGE TO FURTHER DESIGN DEVELOPMENT.
  5. FINISHED DETAIL WILL BE SUBJECT TO DESIGN DEVELOPMENT AT FUTURE STAGES

Description:						
Description:						
Description:						
Description:						
Description:						
Description:						
Description:						
Description:						
Description:						
Description:						
Status	Revision	Drawn	Checked	Reviewed	Authorised	Issue Date

Status	P1	Drawing Suitability	FOR INFORMATION
 Member of the SNC-Lavalin Group		 CÒMHDHAIL ALBA	

Project Stage / Design Fix	DMRB STAGE 2	State	PRELIMINARY
Project Title	A83 AAB		
Drawing Title	PURPLE ROUTE STEEL OPTION GENERAL ARRANGEMENT PLAN PIER 13 TO NORTH ABUTMENT		
Drawing Number	Project	Originator	Volume
	A83AAB	- AWJ	- SBR
Location	LTS_LB3	- DR - CB -	000108
Original Size	A1	Scale	As Shown
Project Ref. No.	6204594	Sheet	of
		Rev.	P01

---

## Tunnel

[A83AAB-AWJ-STU-LTS\\_GEN-DR-CT-000001\\_P01.pdf](#) – Mined Tunnel Cross Section –  
Carriageway Camber Arrangement A

[A83AAB-AWJ-STU-LTS\\_GEN-DR-CT-000002\\_P01.pdf](#) – Mined Tunnel Cross Section –  
Carriageway Camber Arrangement B

[A83AAB-AWJ-STU-LTS\\_GEN-DR-CT-000003\\_P01.pdf](#) – Mined Tunnel Cross Section with  
Substation and Transformer Room

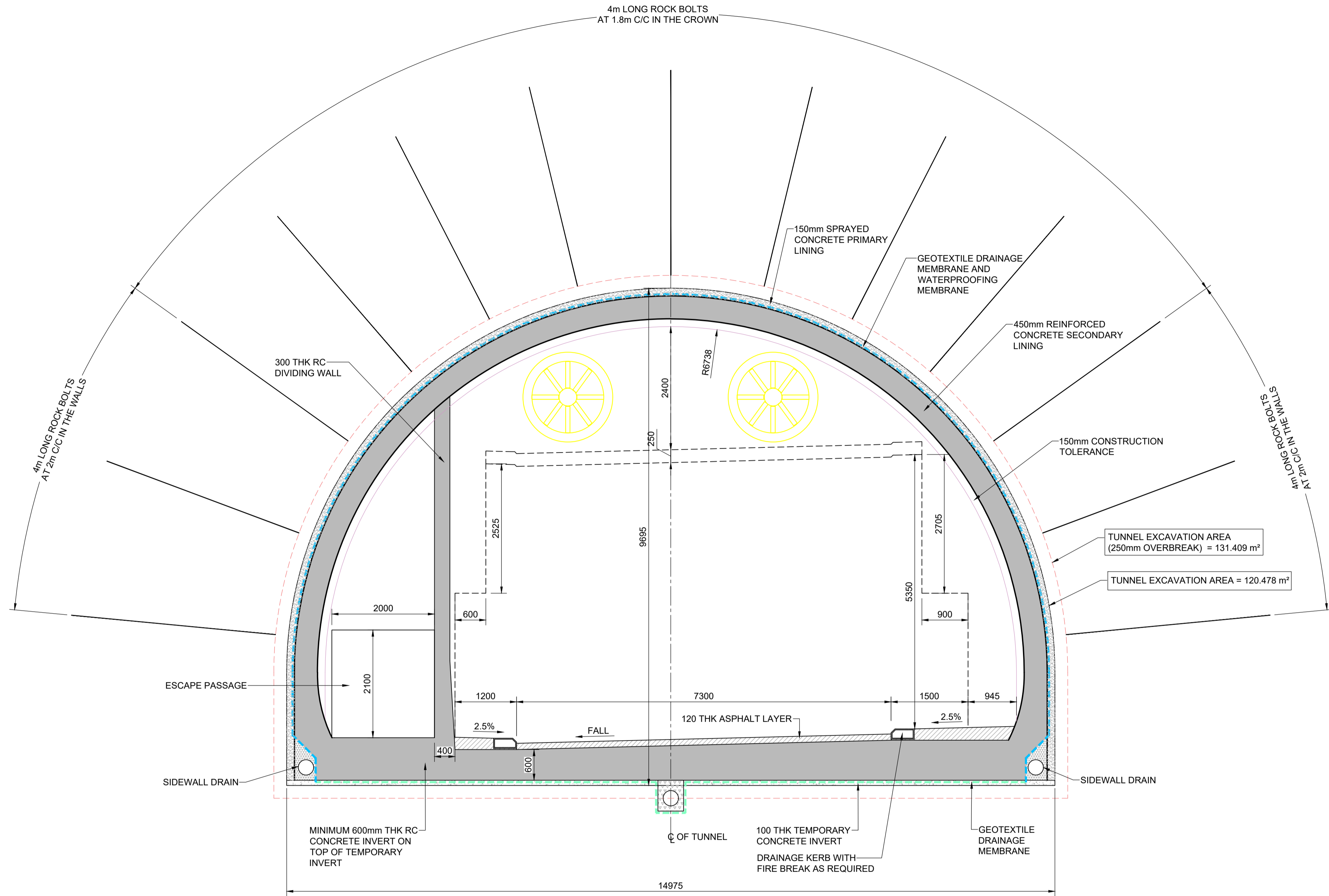
[A83AAB-AWJ-STU-LTS\\_GEN-DR-CT-000004\\_P01.pdf](#) – Cross Section – Cut-and-Cover  
Tunnel

[A83AAB-AWJ-STU-LTS\\_GEN-DR-CT-000005\\_P01.pdf](#) – General Arrangement – Cut-and-  
Cover Tunnel

---

This page is blank.

100  
0 10  
Millimetres  
DO NOT SCALE



**A SECTION**  
1:50  
(SUPERELEVATION-1 OF 2)

NOTE  
1. ALL DIMENSIONS IN MILLIMETRES UNLESS SHOWN OTHERWISE.

Description	Status	Revision	Drawn	Checked	Reviewed	Authorised	Issue Date
	S3	P01	AP	JY	RW	RHG	25/04/23

Status **S3** Drawing Suitability **FOR REVIEW / COMMENT**



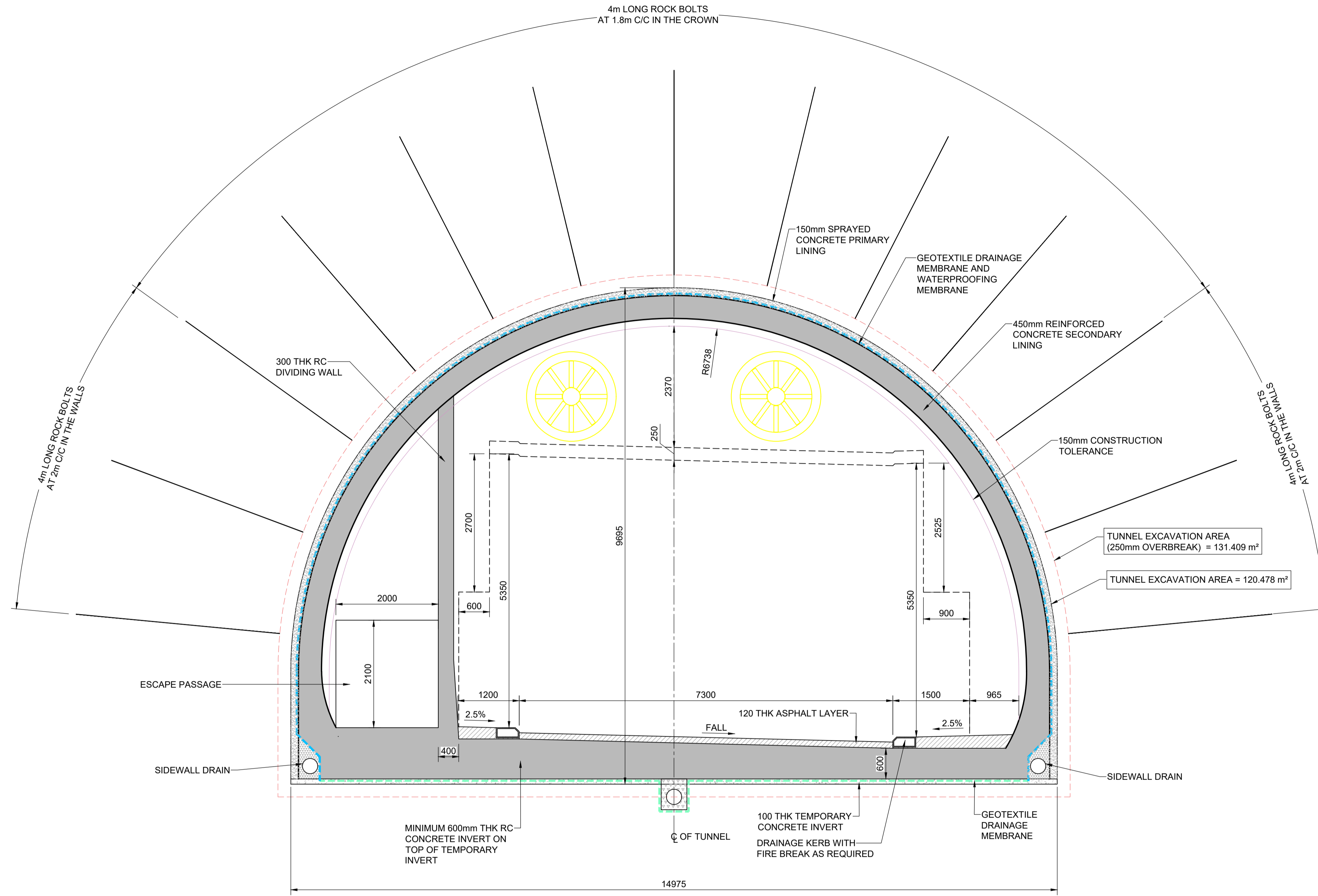
Member of the SNC-Lavalin Group



COMHDHAIL ALBA

Project Stage / Design File	DMRB Stage 2	Status	Preliminary
Project Title	A83 AAB		
Drawing Title	MINED TUNNEL CROSS SECTION CARRIAGEWAY CAMBER ARRANGEMENT A		
Drawing Number	A83AAB	Originator	AWJ
Project	LTS_GEN	Volume	STU
Location		Type	DR-CT
Original Size	A1	Scale	1:50
Project Ref. No.	6204594	Sheet	1 of 1
Rev.	P01	Number	

DO NOT SCALE  
 0 10 100  
 Millimetres



**A SECTION**  
 1:50  
 (SUPERELEVATION-2 OF 2)

NOTE  
 1. ALL DIMENSIONS IN MILLIMETRES UNLESS SHOWN OTHERWISE.

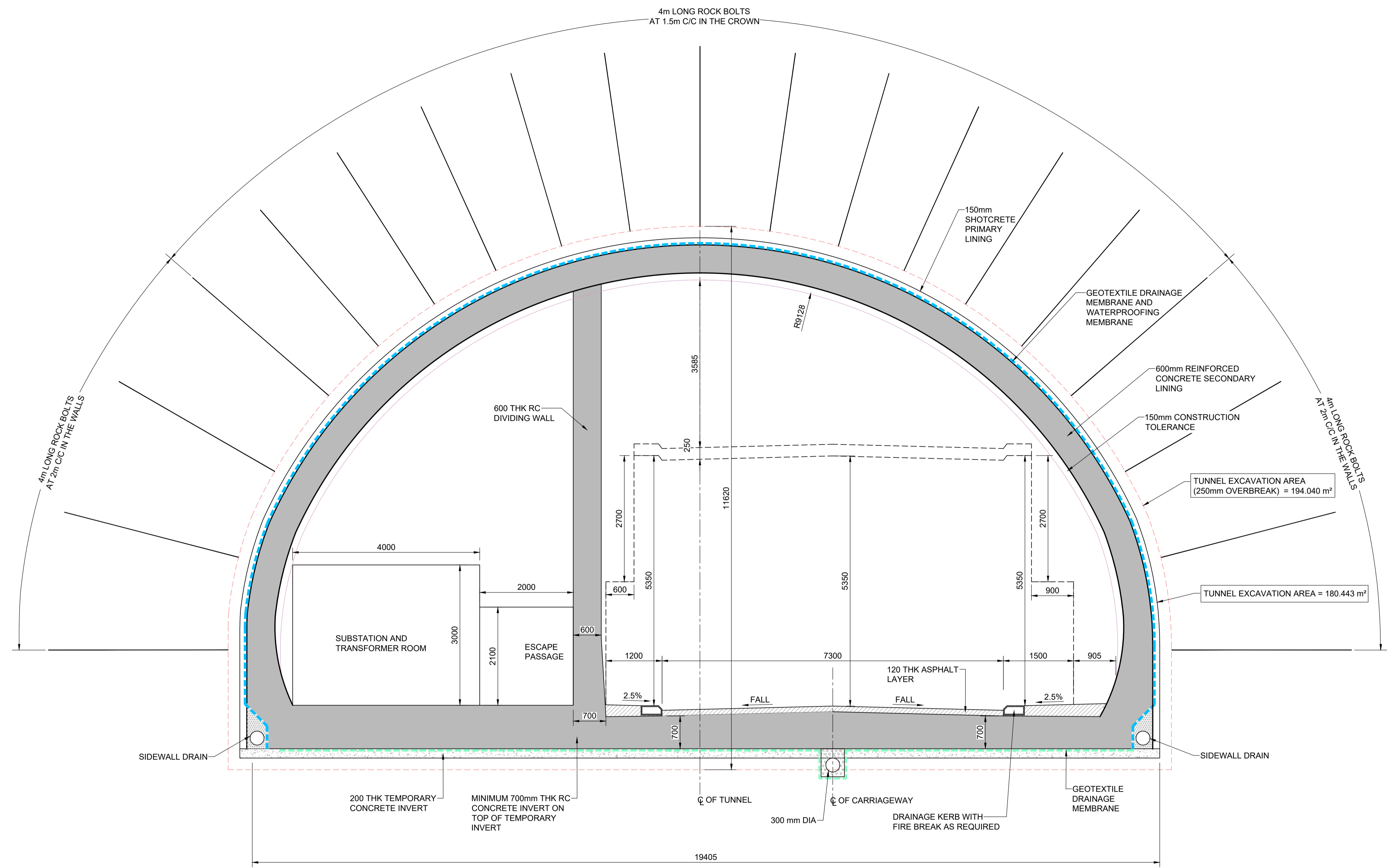
Description	Status	Revision	Drawn	Checked	Reviewed	Authorised	Issue Date

Status <b>S3</b>	Drawing Suitability <b>FOR REVIEW / COMMENT</b>

Project Stage / Design File	DMRB Stage 2	State	Preliminary
Project Title	A83 AAB		
Drawing Title	MINED TUNNEL CROSS SECTION CARRIAGEWAY CAMBER ARRANGEMENT B		
Drawing Number	Project	Originator	Volume
A83AAB	- AWJ	- STU	-
LTS_GEN	- DR-CT	- 000002	
Location	Type	Role	Number
Original Size	Scale	Project Ref. No.	Sheet / Rev.
A1	1:50	6204594	1 of 1 / P01

DO NOT SCALE

Millimetres  
0 10 100



**A** WIDENED TUNNEL PROFILE  
1:50

NOTE  
1. ALL DIMENSIONS IN MILLIMETRES UNLESS SHOWN OTHERWISE.

Description	Status	Revision	Drawn	Checked	Reviewed	Authorised	Issue Date
	S3	P01	AP	JY	RW	RHG	25/04/23

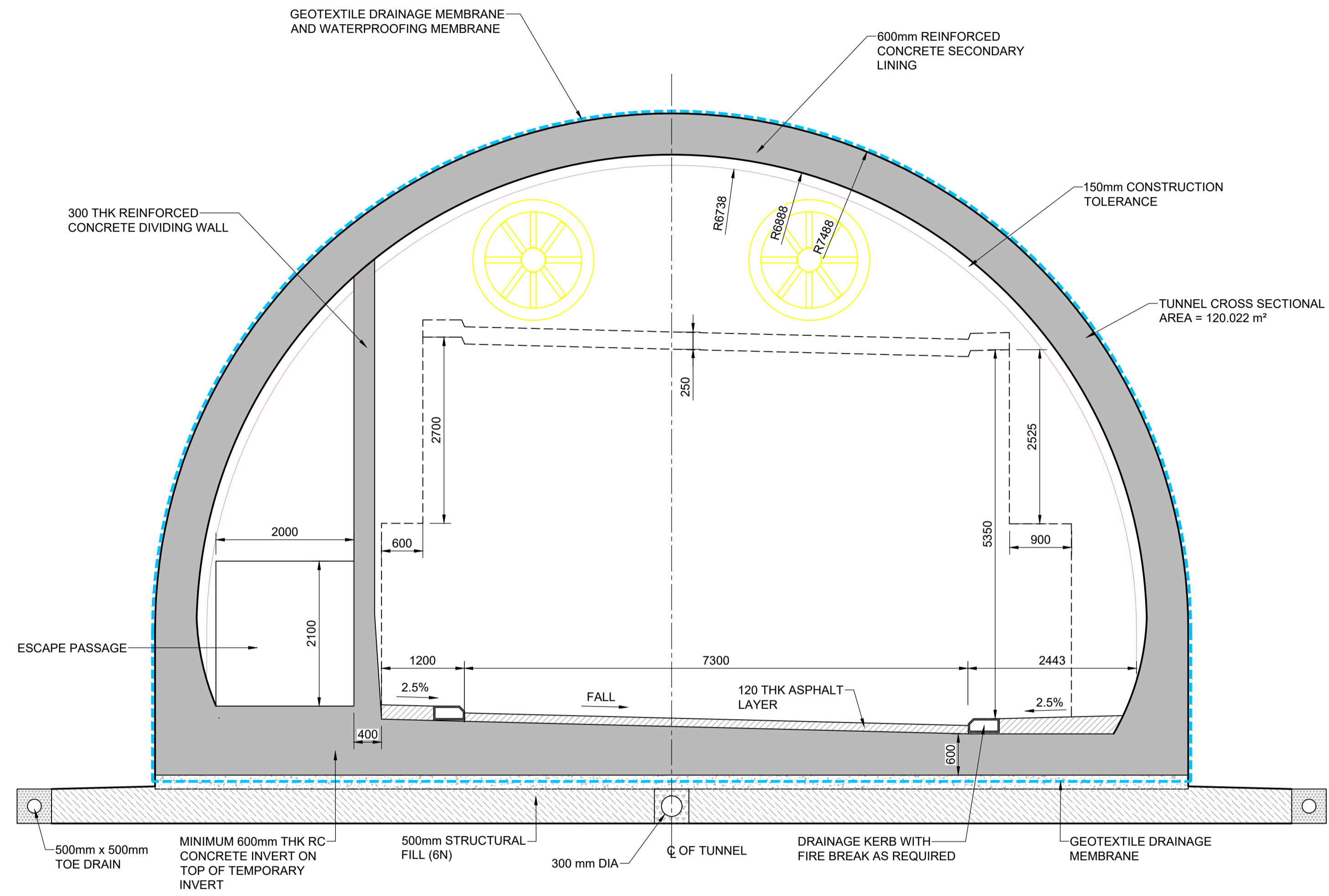
Status: S3  
Drawing Suitability: FOR REVIEW / COMMENT

**ATKINS** *wsp*  
Member of the SNC-Lavalin Group

**TRANSPORT SCOTLAND**  
COMHDHAIL ALBA

Project Stage / Design File: DMRB Stage 2	Status: Preliminary
Project Title: A83 AAB	
Drawing Title: MINED TUNNEL CROSS SECTION WITH SUBSTATION AND TRANSFORMER ROOM	
Drawing Number: A83AAB - AWJ - STU - LTS_GEN - DR-CT-000003	Originator: AWJ
Volume: STU - DR-CT-000003	Client: TRANSPORT SCOTLAND
Original Size: A1	Scale: 1:50
Project Ref. No.: 6204594	Sheet: 1 of 1
Rev: P01	

DO NOT SCALE



**A SECTION**  
1:50

NOTE  
1. ALL DIMENSIONS IN MILLIMETRES UNLESS SHOWN OTHERWISE.

Description	Status	Revision	Drawn	Checked	Reviewed	Authorised	Issue Date
	S3	P01	AP	JY	RW	RHG	25/04/23

Status: S3 FOR REVIEW / COMMENT

**ATKINS** *wsp*  
Member of the SNC-Lavalin Group

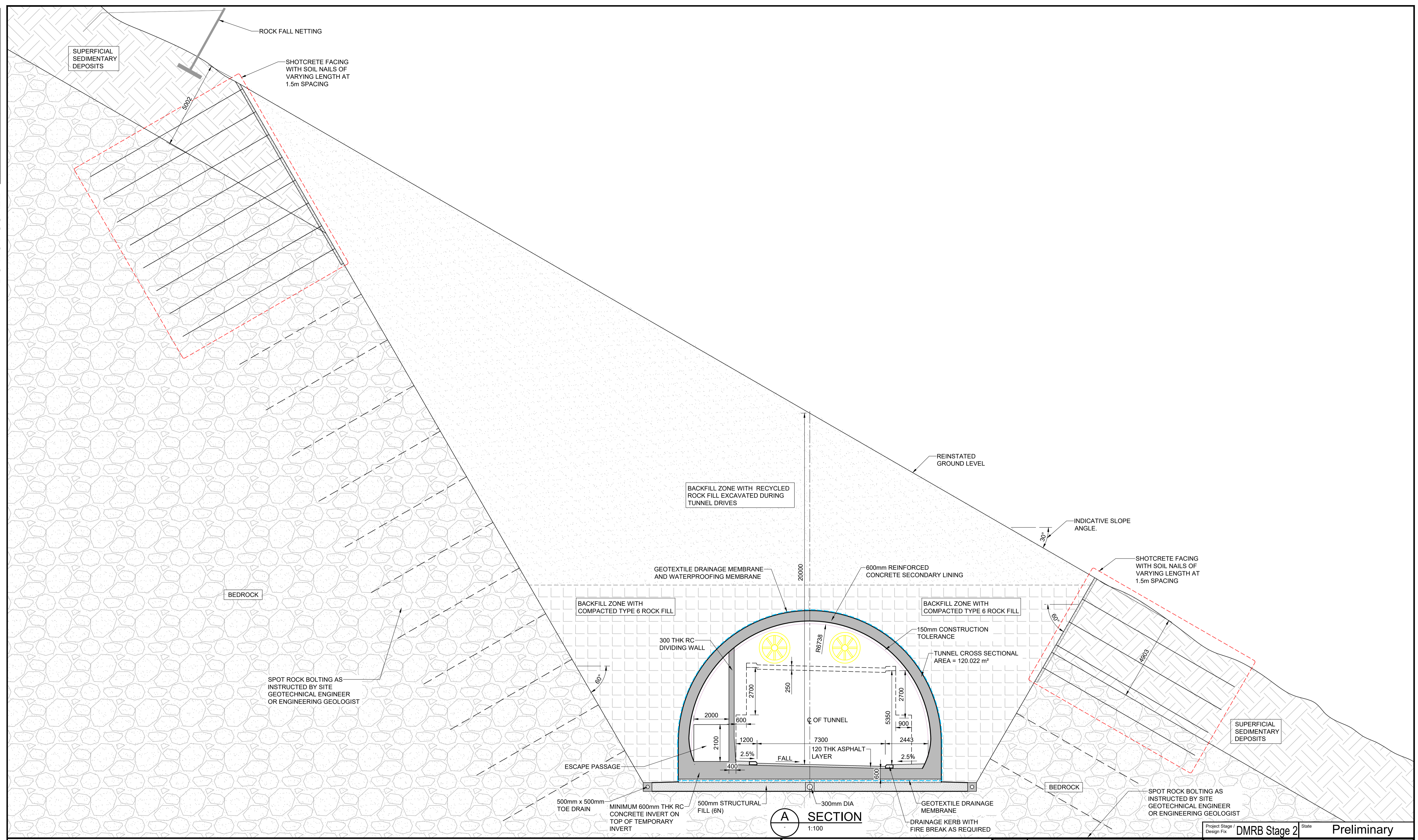
**TRANSPORT SCOTLAND**  
COMHDHAIL ALBA

Project Stage / Design File	DMRB Stage 2	State	Preliminary
Project Title	A83 AAB		
Drawing Title	CUT-AND-COVER TUNNEL CROSS SECTION		
Drawing Number	A83AAB	Originator	AWJ - STU -
Project	LTS_GEN	Type	DR-CT-000004
Location		Role	
Original Size	A1	Scale	1:50
Project Ref. No.	6204594	Sheet	1 of 1
Rev.	P01		



DO NOT SCALE

Millimetres  
0 10 100



NOTE  
1. ALL DIMENSIONS IN MILLIMETRES UNLESS SHOWN OTHERWISE.

Description	Status	Revision	Drawn	Checked	Reviewed	Authorised	Issue Date
FOR INFORMATION	S3	P01	AP	JY	RW	RHG	25/04/23

Status: S3  
Drawing Suitability: FOR REVIEW / COMMENT

**ATKINS** *wsp*  
Member of the SNC-Lavalin Group

**TRANSPORT SCOTLAND**  
COMHDHAIL ALBA

Project Stage / Design File: DMRB Stage 2	Status: Preliminary
Project Title: A83 AAB	
Drawing Title: CUT-AND-COVER TUNNEL GENERAL ARRANGEMENT	
Drawing Number: A83AAB - AWJ - STU - LTS_GEN - DR-CT-000005	Originator: AWJ
Location: LTS_GEN	Volume: STU
Original Size: A1	Scale: 1:100
Project Ref. No.: 6204594	Sheet: 1 of 1
Rev: P01	

---

This page is blank.

---

## Pink Option

[A83AAB-AWJ-STU-LTS\\_GEN-DR-CT-000001\\_P01.pdf](#) – Mined Tunnel Cross Section –  
Carriageway Camber Arrangement A

[A83AAB-AWJ-STU-LTS\\_GEN-DR-CT-000002\\_P01.pdf](#) – Mined Tunnel Cross Section –  
Carriageway Camber Arrangement B

[A83AAB-AWJ-STU-LTS\\_GEN-DR-CT-000003\\_P01.pdf](#) – Mined Tunnel Cross Section with  
Substation and Transformer Room

[A83AAB-AWJ-STU-LTS\\_GEN-DR-CT-000004\\_P01.pdf](#) – Cross Section – Cut-and-Cover  
Tunnel

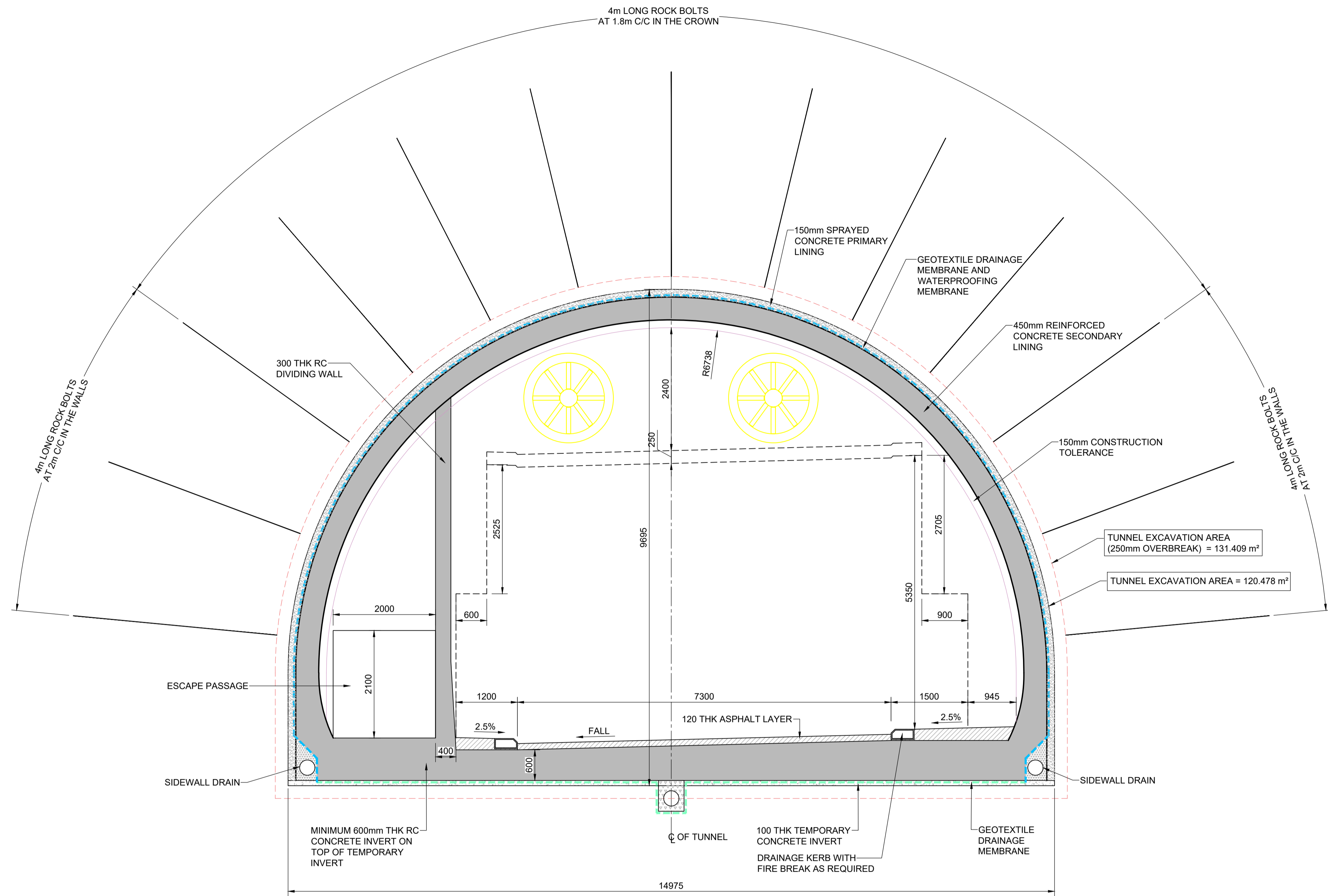
[A83AAB-AWJ-STU-LTS\\_GEN-DR-CT-000005\\_P01.pdf](#) – General Arrangement – Cut-and-  
Cover Tunnel

---

This page is blank.

DO NOT SCALE

0 10 100  
Millimetres



**A SECTION**  
1:50  
(SUPERELEVATION-1 OF 2)

NOTE  
1. ALL DIMENSIONS IN MILLIMETRES UNLESS SHOWN OTHERWISE.

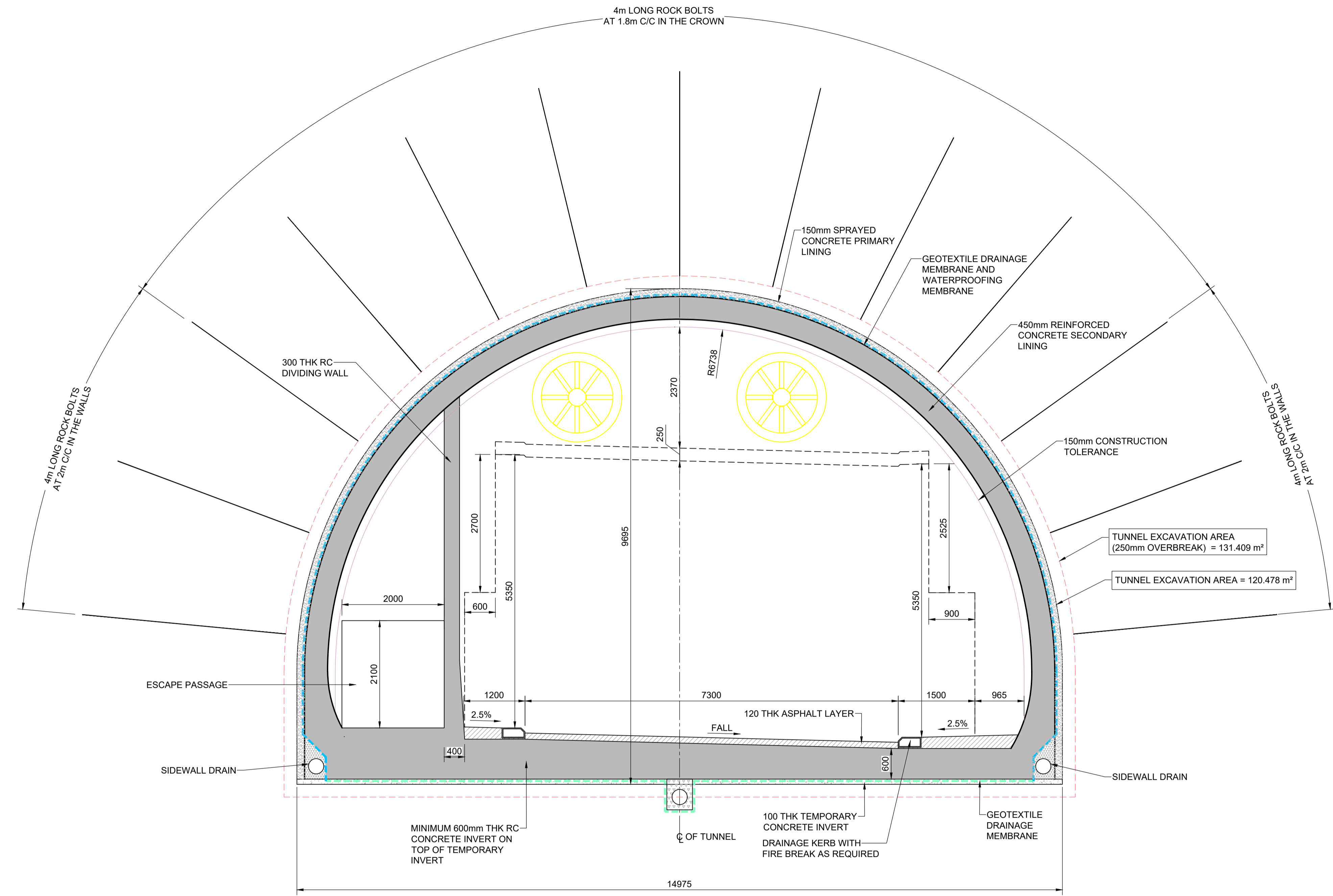
Description	Status	Revision	Drawn	Checked	Reviewed	Authorised	Issue Date
	S3		AP	JY	RW	RHG	25/04/23

Status	Drawing Suitability
S3	FOR REVIEW / COMMENT

Project Stage / Design File	DMRB Stage 2	State	Preliminary
Project Title	A83 AAB		
Drawing Title	MINED TUNNEL CROSS SECTION CARRIAGEWAY CAMBER ARRANGEMENT A		
Drawing Number	Project	Originator	Volume
A83AAB	LTS_GEN	AWJ	STU
Location		Type	Number
A1		DR-CT	000001
Original Size	Scale	Project Ref. No.	Sheet / Rev.
A1	1:50	6204594	1 of 1 / P01

DO NOT SCALE

100  
0 10  
Millimetres



**A SECTION**  
1:50  
(SUPERELEVATION-2 OF 2)

NOTE  
1. ALL DIMENSIONS IN MILLIMETRES UNLESS SHOWN OTHERWISE.

Description	Status	Revision	Drawn	Checked	Reviewed	Authorised	Issue Date
	S3	P01	AP	JY	RW	RHG	25/04/23

Status: S3 FOR REVIEW / COMMENT

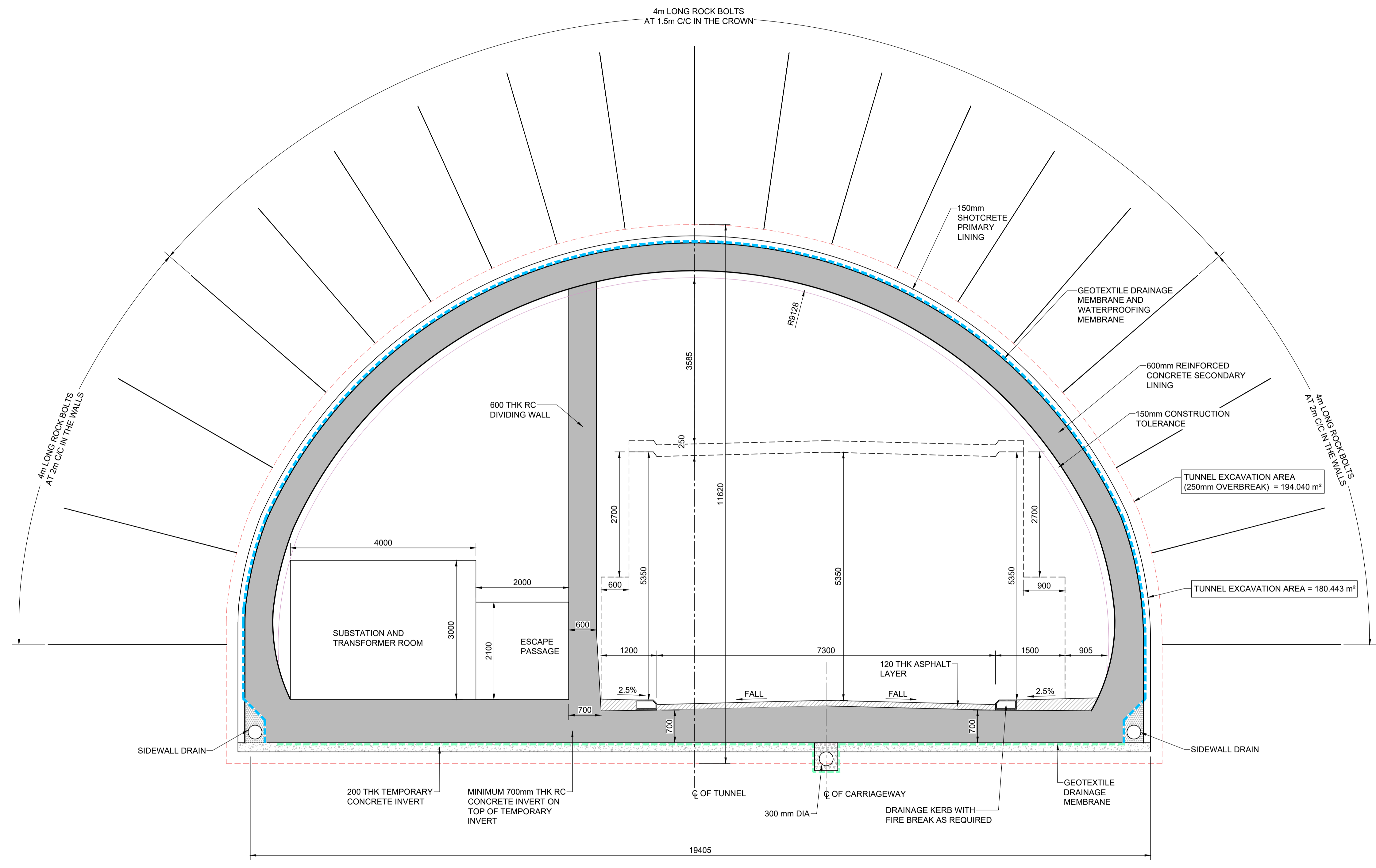
ATKINS **wsp**  
Member of the SNC-Lavalin Group

TRANSPORT SCOTLAND  
COMHDHAIL ALBA

Project Stage / Design File	DMRB Stage 2	Status	Preliminary
Project Title	A83 AAB		
Drawing Title	MINED TUNNEL CROSS SECTION CARRIAGEWAY CAMBER ARRANGEMENT B		
Drawing Number	Project	Originator	Volume
A83AAB	- AWJ -	STU -	
LTS_GEN	- DR-CT-	000002	
Location	Type	Role	Number
Original Size: A1	Scale: 1:50	Project Ref. No.: 6204594	Sheet: 1 of 1 Rev: P01

DO NOT SCALE

100  
0 10  
Millimetres



**A** WIDENED TUNNEL PROFILE  
1:50

NOTE  
1. ALL DIMENSIONS IN MILLIMETRES UNLESS SHOWN OTHERWISE.

Description	Status	Revision	Drawn	Checked	Reviewed	Authorised	Issue Date
Description	S3		AP	JY	RW	RHG	25/04/23
Description	S3		AP	JY	RW	RHG	25/04/23
Description	S3		AP	JY	RW	RHG	25/04/23
Description	S3		AP	JY	RW	RHG	25/04/23
<b>FOR INFORMATION</b>							
Description	S3		AP	JY	RW	RHG	25/04/23

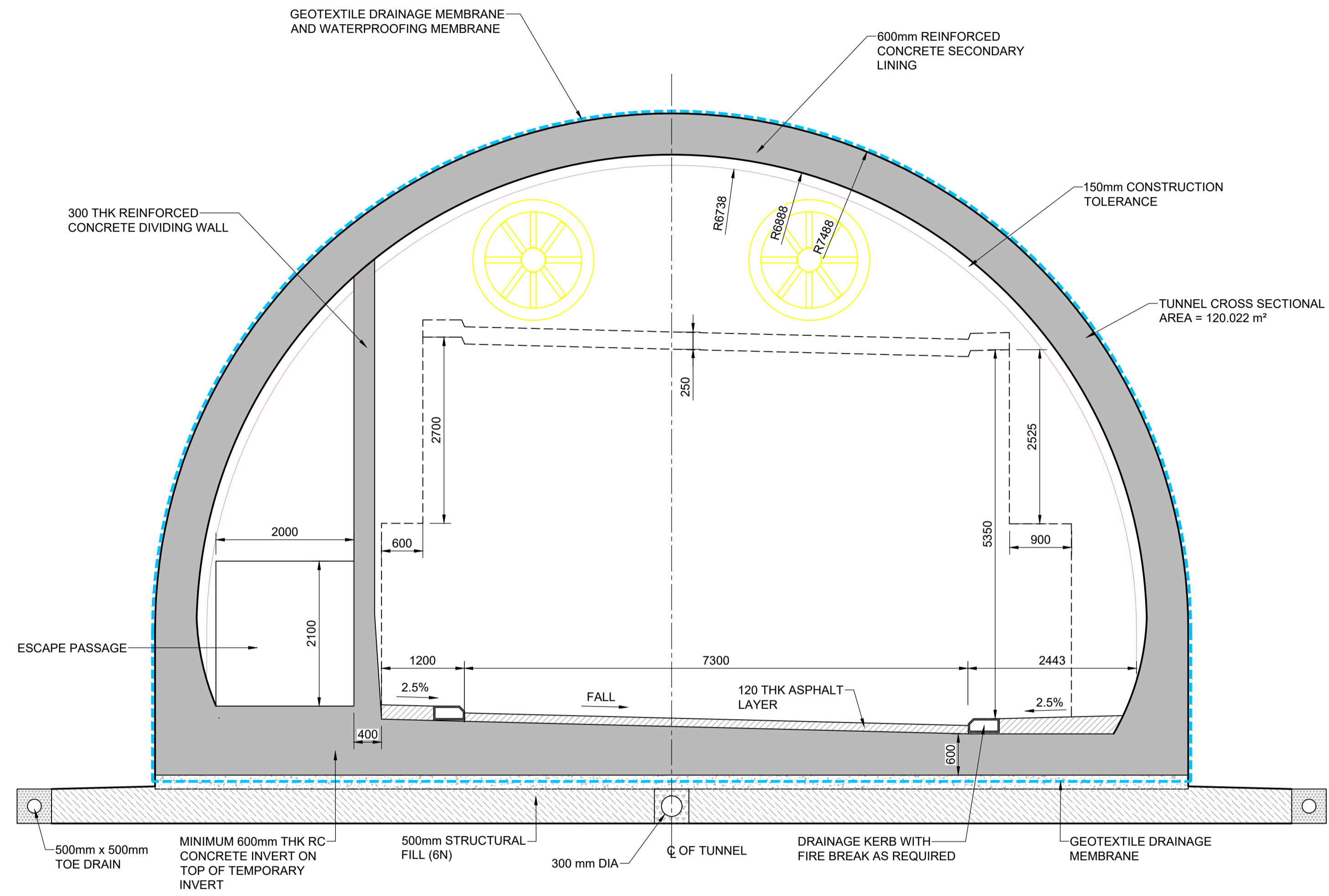
Status: S3  
Drawing Suitability: FOR REVIEW / COMMENT

**ATKINS** *wsp*  
Member of the SNC-Lavalin Group

**TRANSPORT SCOTLAND**  
COMHDHAIL ALBA

Project Stage / Design File	DMRB Stage 2	Status	Preliminary
Project Title	A83 AAB		
Drawing Title	MINED TUNNEL CROSS SECTION WITH SUBSTATION AND TRANSFORMER ROOM		
Drawing Number	Project	Originator	Volume
A83AAB	- AWJ	- STU	-
LTS_GEN	- DR-CT	- 000003	
Location	Type	Role	Number
Original Size: A1	Scale: 1:50	Project Ref. No.: 6204594	Sheet: 1 of 1 Rev: P01

DO NOT SCALE



**A SECTION**  
1:50

NOTE  
1. ALL DIMENSIONS IN MILLIMETRES UNLESS SHOWN OTHERWISE.

Description	Status	Revision	Drawn	Checked	Reviewed	Authorised	Issue Date
	S3	P01	AP	JY	RW	RHG	25/04/23

Status: S3 FOR REVIEW / COMMENT

**ATKINS** *wsp*  
Member of the SNC-Lavalin Group

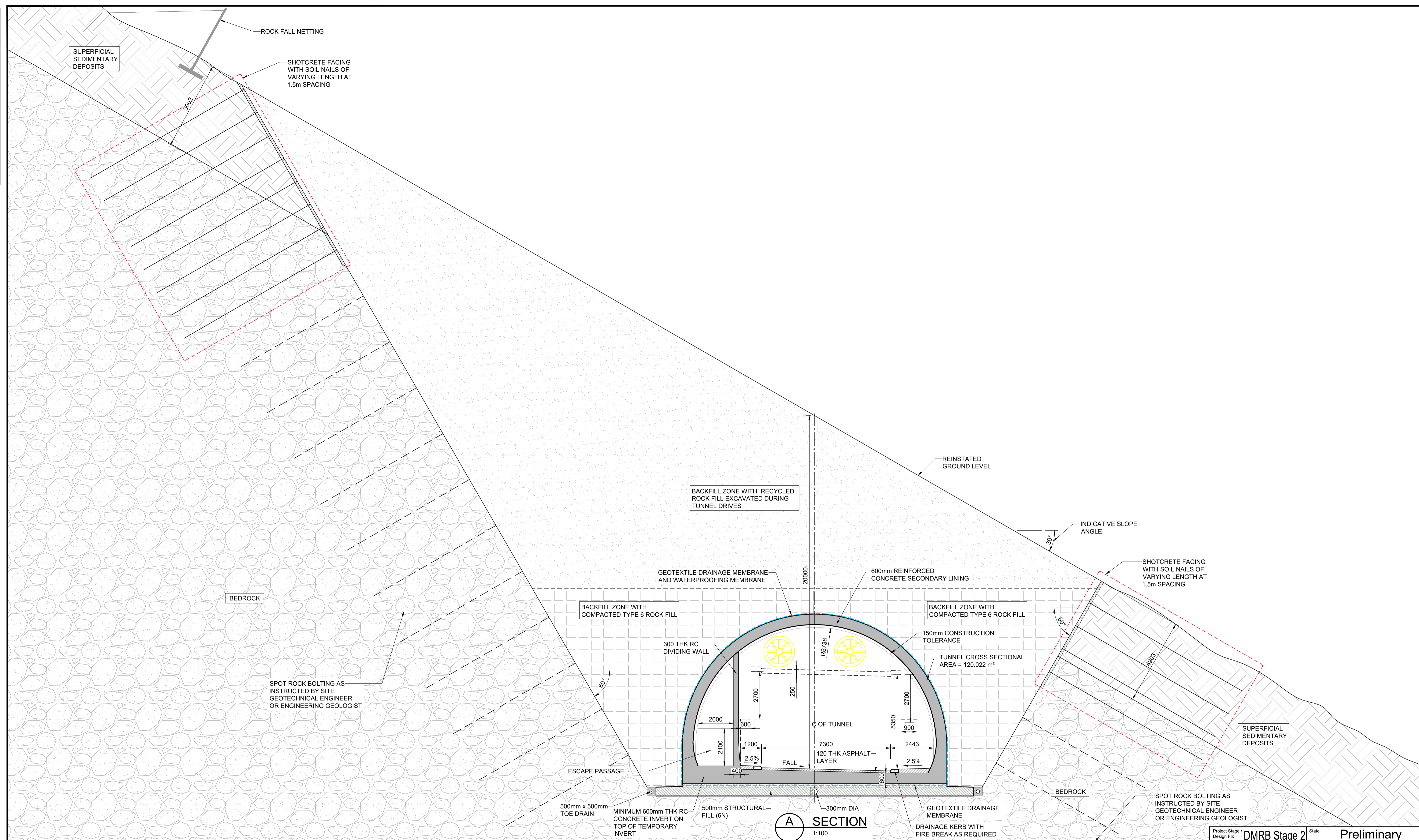
**TRANSPORT SCOTLAND**  
COMHDHAIL ALBA

Project Stage / Design File	DMRB Stage 2	State	Preliminary
Project Title	A83 AAB		
Drawing Title	CUT-AND-COVER TUNNEL CROSS SECTION		
Drawing Number	A83AAB	Originator	AWJ - STU -
Project	LTS_GEN	Type	DR-CT-000004
Location		Role	
Original Size	A1	Scale	1:50
Project Ref. No.	6204594	Sheet	1 of 1
		Rev.	P01



DO NOT SCALE

Millimetres  
0 10 100



A SECTION  
1:100

NOTE  
1. ALL DIMENSIONS IN MILLIMETRES UNLESS SHOWN OTHERWISE.

Description	Status	Revision	Drawn	Checked	Reviewed	Authorised	Issue Date
FOR INFORMATION	S3	P01	AP	JY	RW	RHG	25/04/23

Status: S3 Drawing Suitability: FOR REVIEW / COMMENT

**ATKINS** *wsp*

Member of the SNC-Lavalin Group

**TRANSPORT SCOTLAND**  
COMMDHAIL ALBA

Project Stage / Design File: DMRB Stage 2 State: Preliminary

Project Title: A83 AAB

Drawing Title: CUT-AND-COVER TUNNEL GENERAL ARRANGEMENT

Drawing Number: A83AAB - AWJ - STU - LTS\_GEN - DR-CT-000005

Originator: AWJ Volume: STU

Location: LTS\_GEN - DR-CT-000005

Original Size: A1 Scale: 1:100 Project Ref. No.: 6204594 Sheet: 1 of 1 Rev: P01