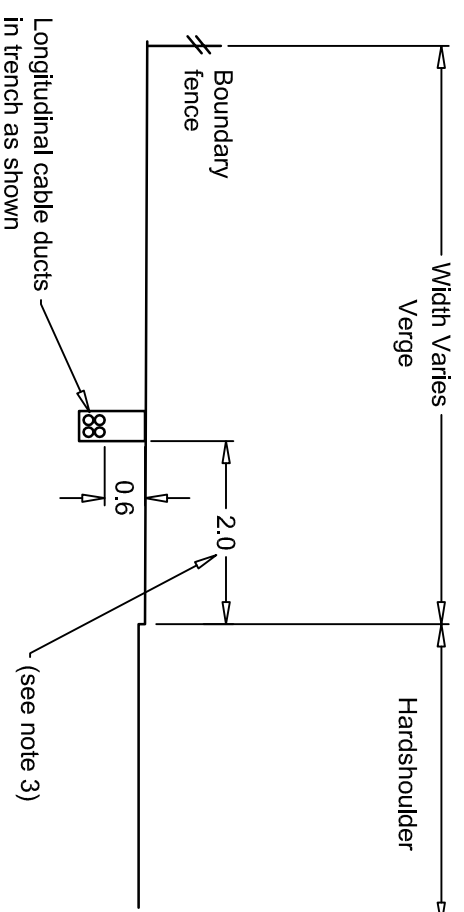
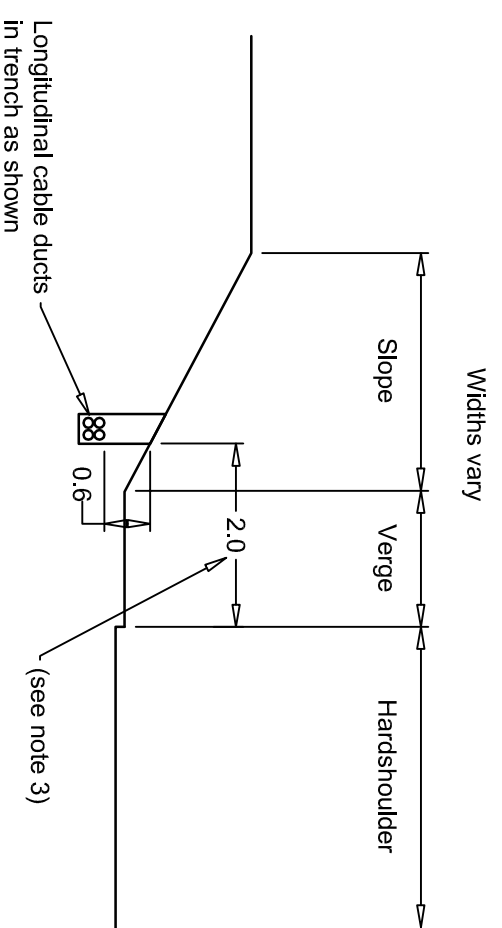


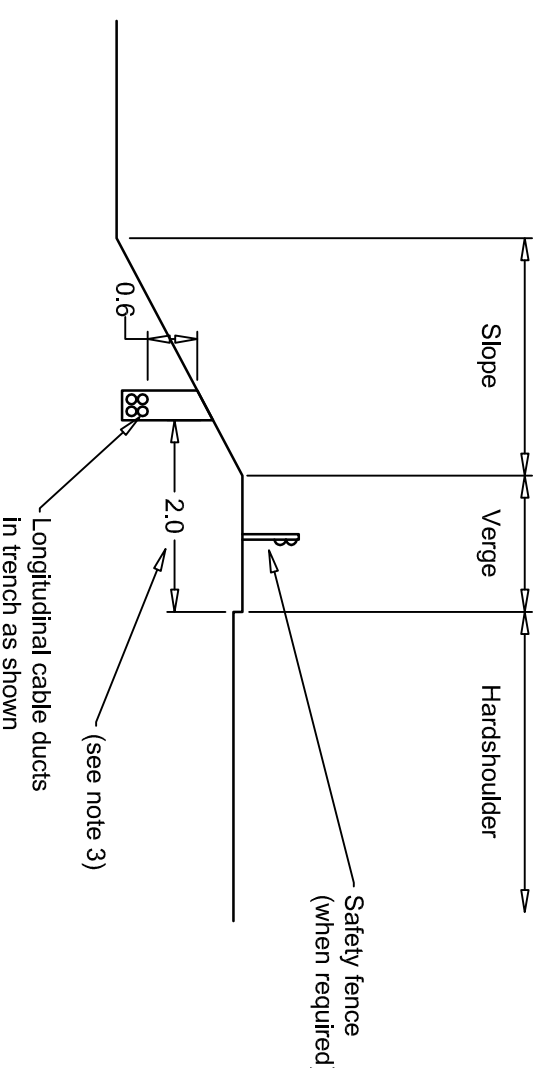
- NOTES**
1. All dimensions are in metres.
 2. The cross section shown is typical only.
 3. Cable ducts are to be located behind all other services, typically at an offset of 2M.



FLAT VERGE



MOTORWAY IN CUTTING



MOTORWAY ON EMBANKMENT

This drawing was generated on computer and must not be manually updated

TITLE		TYPICAL DUCTS	
ORIGINAL DRAWING SIZE: 297 x 420	DRN	C.S.G.	CHKD
ALL DIMENSIONS ARE IN MM	DATE	01.12.01	B.D.
TOLERANCE +- 1 UNLESS OTHERWISE STATED	DRG. NO.	NDX1063-00dt	
THIRD ANGLE PROJECTION DO NOT SCALE	ISSUE	AMENDMENTS	APPD/DATE
	D	REDRAWN	BD 30/1/09
	C	SEE REVIEW SHEET	GC 06/02/06
	B	SEE REVIEW SHEET	GC 06/12/05
	SCALE	N.T.S.	SHT. NO.
			1 of 10

TRANSPORT SCOTLAND

Note:
The NDX series of drawings represents non site specific installations of standard equipment and site layouts.